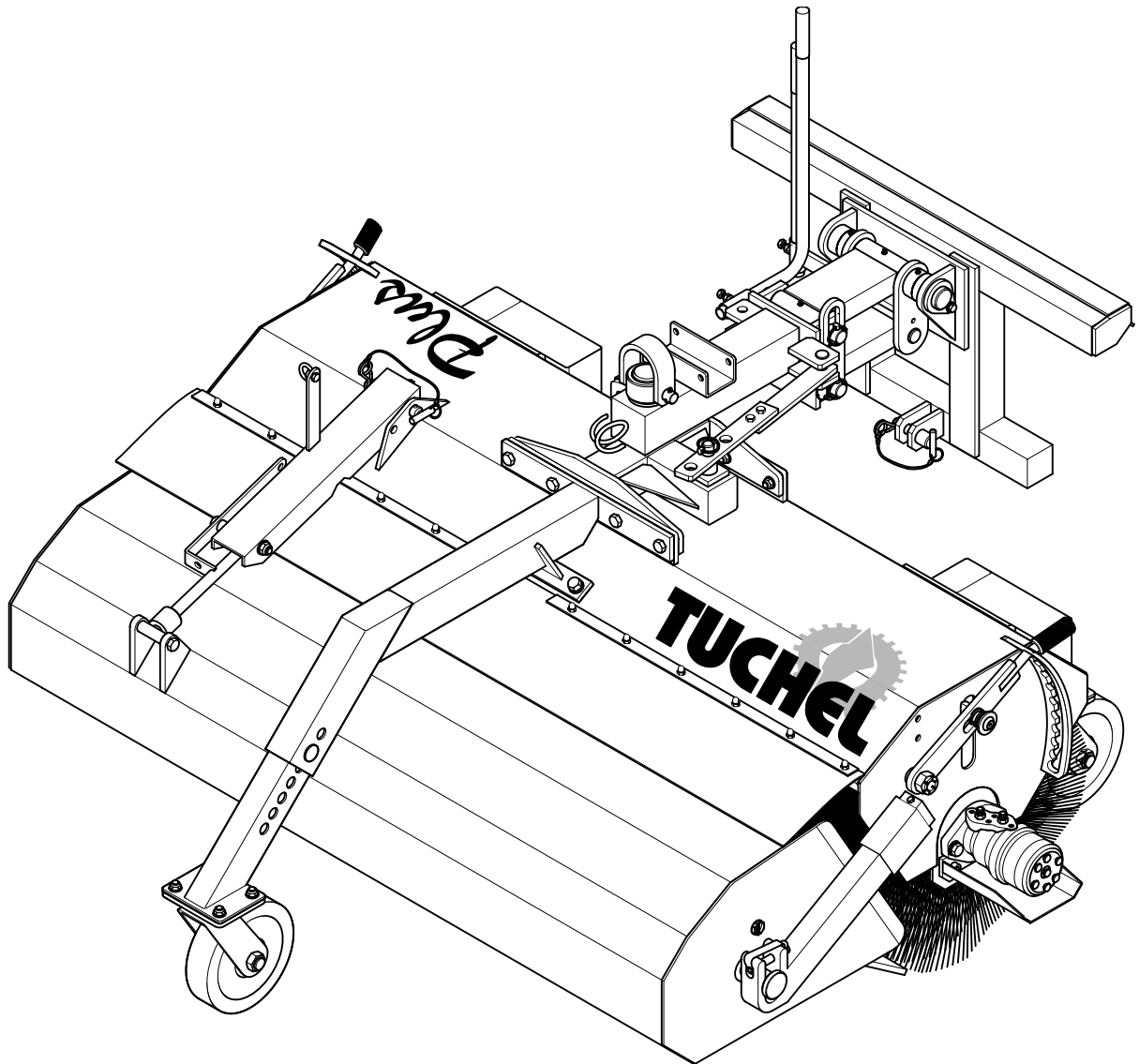



TUCHEL

MASCHINENBAU GmbH

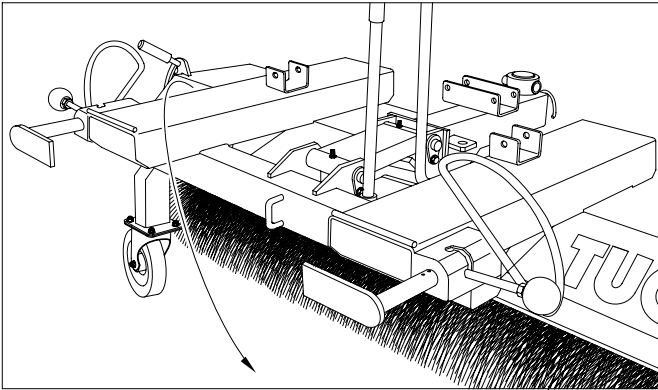
Spare Parts Manual





Plus - Sweeper P1

- **Labelling**

The labelling takes place via the type label.



○ Modell / TYP	<input type="text"/>	 <p>Holsterfeld 15 • 48499 Salzbergen Tel. (0 59 71)96 75-0 • Fax 96 75-30 Internet: http://www.tuchel.com E-Mail: info@tuchel.com</p> 
○ Serien-Nr.	<input type="text"/>	
○ Baujahr / Auftrags-Nr.	<input type="text"/>	
○ max. Öldruck [bar]	<input type="text"/>	
○ max. Ölstrom [l/min]	<input type="text"/>	
○ Eigengewicht [kg]	<input type="text"/>	
○ Tragfähigkeit des Flurförderfahrzeugs beachten		

Modell

Serial no.

Year of construction/
order no.

max. oil pressure [bar]

max. oil flow [l/min]

Net weight [kg]

NOTE

The entire labelling (type label, safety label, etc.) constitutes a certificate and must not be altered or made illegible. It must be replaced if it is damaged or missing.

- **Specifications for enquiries and orders**

When ordering spare parts or accessories, please specify the type label, serial number and the year of construction of the Plus sweeping machine.

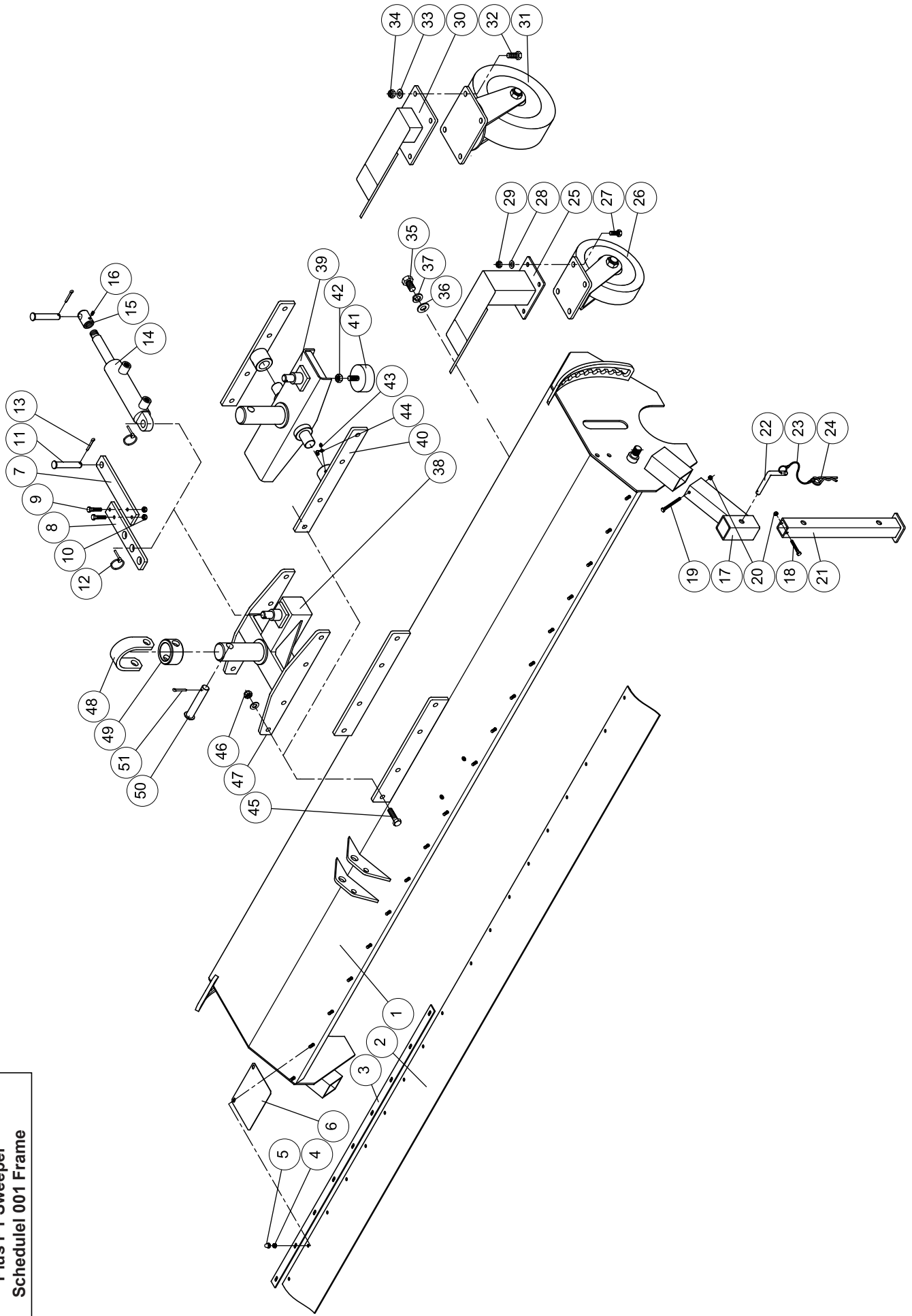
NOTE

The use of accessories or spare parts of other manufacturers is only allowed after consultation with the manufacturer. Original accessories / original spare parts and accessories authorised by the manufacturer provide safety.

NOTE

The use of other accessories / spare parts invalidates the liability for the consequences thereof.

Plus P1 Sweeper
Schedulel 001 Frame



Plus P1 Sweeper - Spare Part Schedule 001 Frame

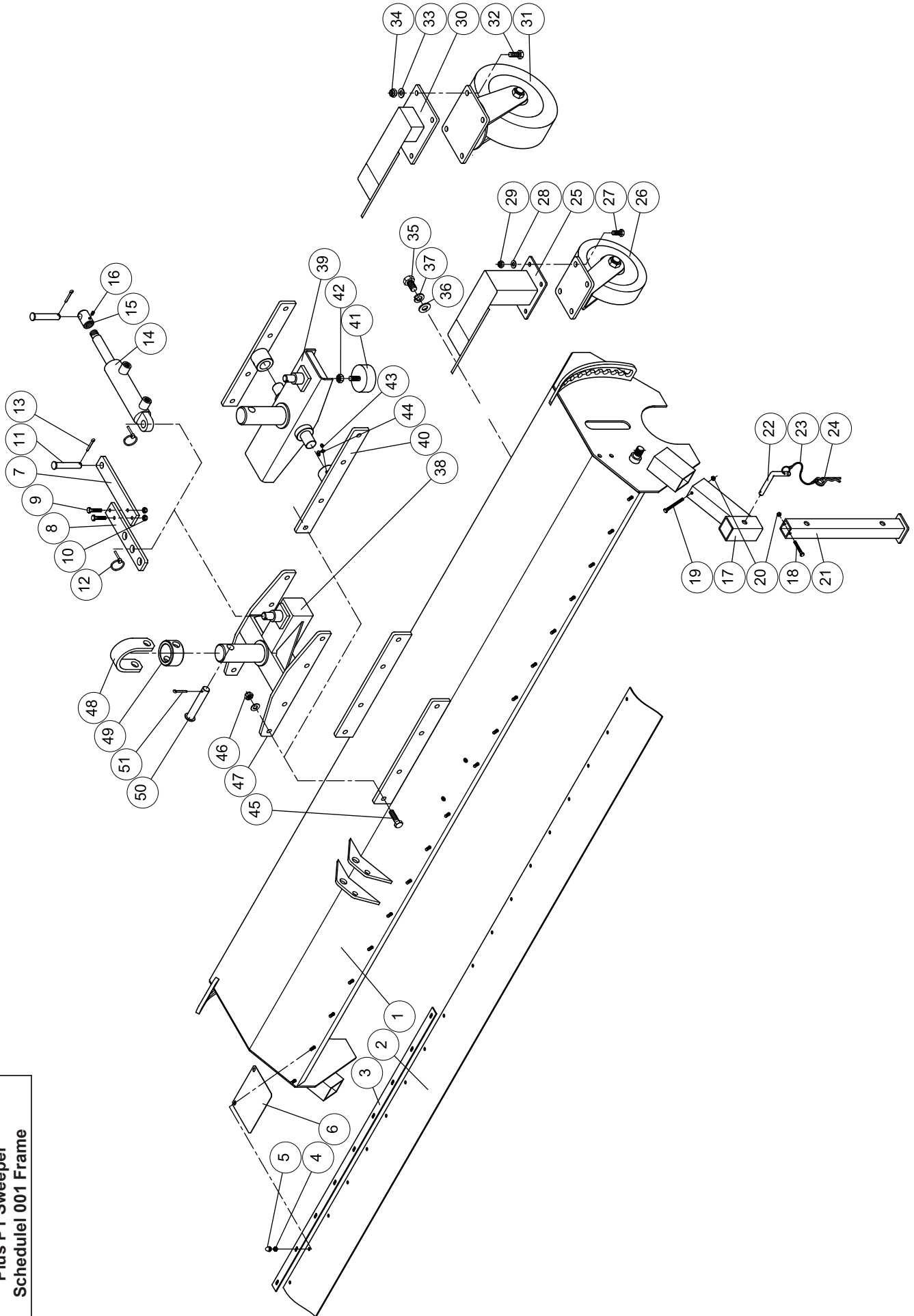
State 08/2003

Item	Part No.	Description	Size	Material	DIN	Quantity
1	38.02.R0000	Frame Plus P1 Width 1,20 m				1
1	38.03.R0000	Frame Plus P1 Width 1,35 m				1
1	38.04.R0000	Frame Plus P1 Width 1,50 m				1
1	38.07.R0000	Frame Plus P1 Width 1,65 m				1
1	38.05.R0000	Frame Plus P1 Width 1,80 m				1
1	38.06.R0000	Frame Plus P1 Width 2,00 m				1
1	38.08.R0000	Frame Plus P1 Width 2,30 m				1
1	38.09.R0000	Frame Plus P1 Width 2,60 m				1
1	38.11.R0000	Frame Plus P1 Width 2,90 m				1
2	38.02.R0060	Dust protection	1,20m			1
2	38.03.R0060	Dust protection	1,35m			1
2	38.04.R0060	Dust protection	1,50m			1
2	38.07.R0060	Dust protection	1,65m			1
2	38.05.R0060	Dust protection	1,80m			1
2	38.06.R0060	Dust protection	2,00m			1
2	38.08.R0060	Dust protection	2,30m			1
2	38.09.R0060	Dust protection	2,60m			1
2	38.11.R0060	Dust protection	2,90m			1
3	38.02.R0050	Clamping lip	1,20m	yellow vz		2
3	38.03.R0050	Clamping lip	1,35m	yellow vz		2
3	38.04.R0050	Clamping lip	1,50m	yellow vz		2
3	38.07.R0050	Clamping lip	1,65m	yellow vz		2
3	38.05.R0050	Clamping lip	1,80m	yellow vz		2
3	38.06.R0050	Clamping lip	2,00m	yellow vz		2
3	38.08.R0050	Clamping lip	2,30m	yellow vz		2
3	38.09.R0050	Clamping lip	2,60m	yellow vz	vz=galvanized	2

Plus P1 Sweeper - Spare Part Schedule 001 Frame

State 08/2003

Item	Part No.	Description	Size	Material	DIN	Quantity
3	38.11.R0050	Clamping lip	2,90m	yellow vz		2
		1,20m				
4	00.AB.00200	Nut	M6	vz		10
5	00.FV.00018	Hexagon protection cap				10
6	38.08.R0065	Support metal sheet		vz		3
		1,35m				
4	00.AB.00200	Nut	M6	vz		12
5	00.FV.00018	Hexagon protection cap				12
6	38.08.R0065	Support metal sheet		vz		3
		1,50m				
4	00.AB.00200	Nut	M6	vz		12
5	00.FV.00018	Hexagon protection cap				12
6	38.08.R0065	Support metal sheet		vz		4
		1,65m, 1,80m				
4	00.AB.00200	Nut	M6	vz		14
5	00.FV.00018	Hexagon protection cap				14
6	38.08.R0065	Support metal sheet		vz		4
		2,00m				
4	00.AB.00200	Nut	M6	vz		16
5	00.FV.00018	Hexagon protection cap				16
6	38.08.R0065	Support metal sheet		vz	vz=galvanized	4



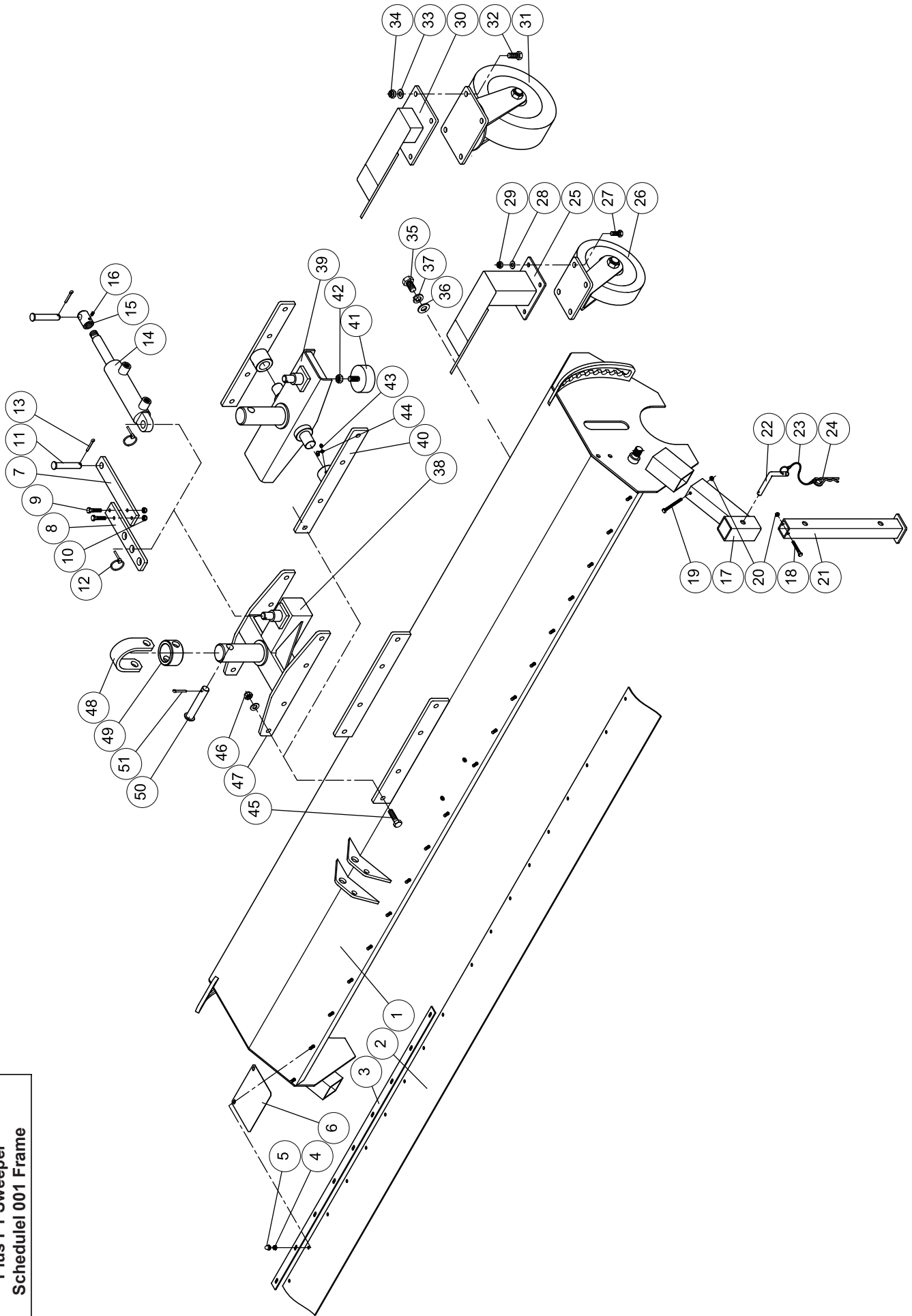
Plus P1 Sweeper
Schedulel 001 Frame

Plus P1 Sweeper - Spare Part Schedule 001 Frame

State 08/2003

Item	Part No.	Description	Size	Material	DIN	Quantity
		2,30m				
4	00.AB.00200	Nut	M6	VZ		18
5	00.FV.00018	Protection cap				18
6	38.08.R0065	Support		VZ		4
		2,60m				
4	00.AB.00200	Nut	M6	VZ		20
5	00.FV.00018	Protection cap				20
6	38.08.R0065	Support		VZ		4
		2,90m				
4	00.AB.00200	Nut	M6	VZ		24
5	00.FV.00018	Protection cap				24
6	38.08.R0065	Support		VZ		4
7	38.08.V0010	Inclination 1				1
8	38.08.V0015	Inclination 2				1
9	00.AA.00064	Hexagon screw	M8x40	8.8 VZ	933	2
10	00.AB.00024	Hexagon nut	M8	8 VZ	985	2
11	55.06.A0052	Bolt				1
12	00.AK.00056	Pin	ø4,5x32			1
13	00.AK.00013	Split pin	3,2x32	VZ	94	1
14	00.EL.00030	Hydraulic cylinder				1
15	38.23.F0240	Threaded joint				1
16	00.AE.00101	Threaded pin	M6x10	45H VZ	916	1
					vz=galvanized	

Plus P1 Sweeper
Schedule1.001 Frame

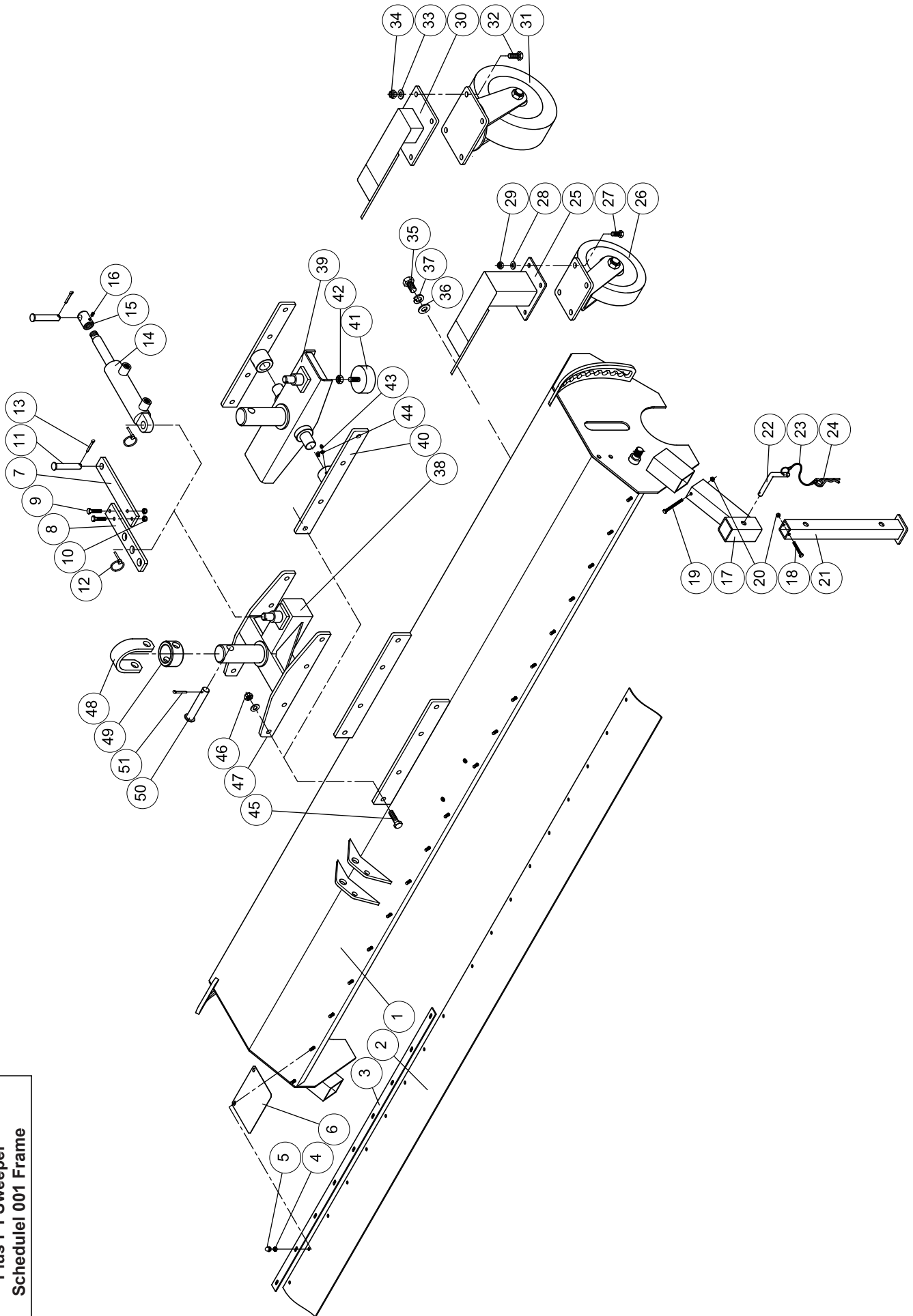


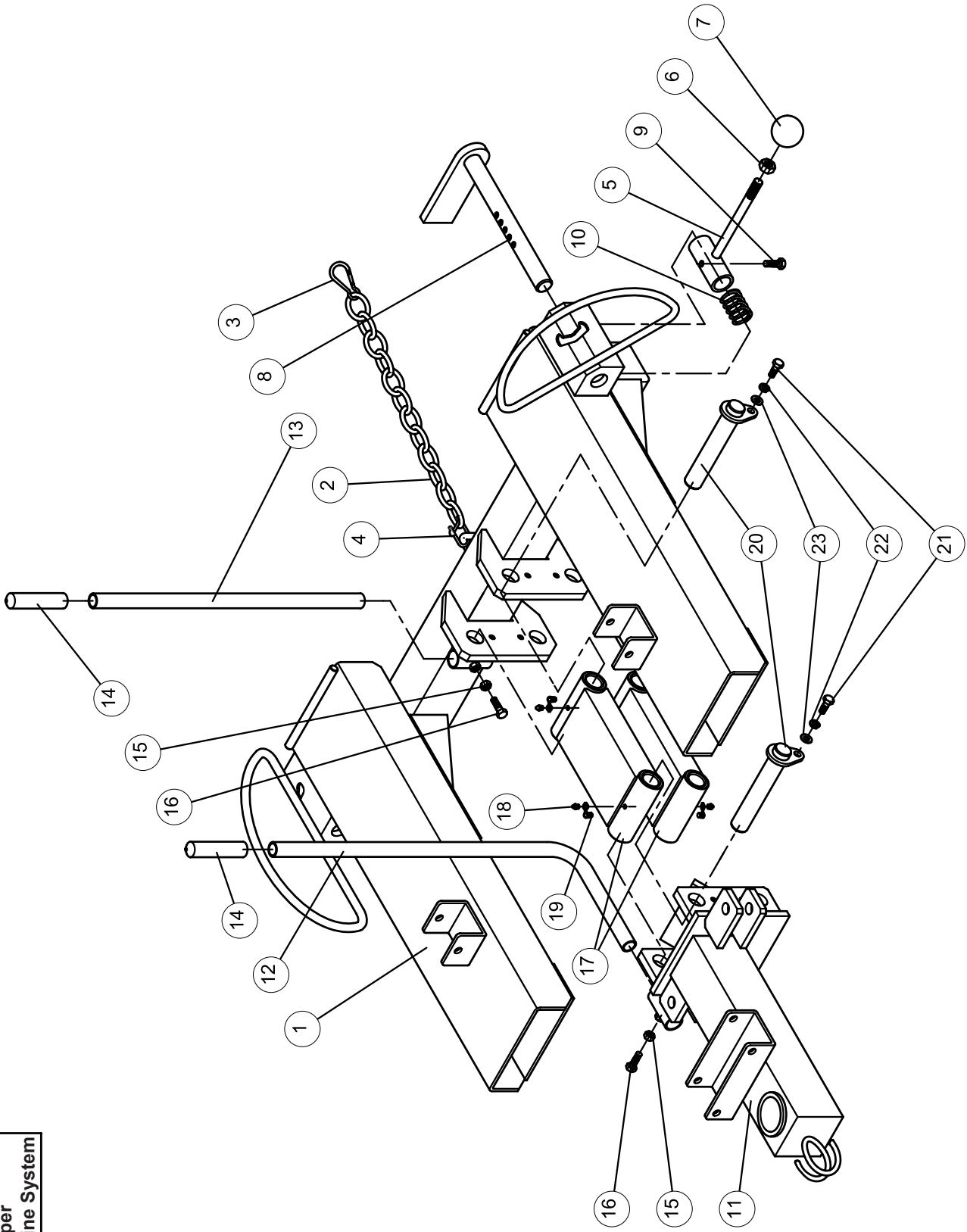
Plus P1 Sweeper - Spare Part Schedule 001 Frame

State 08/2003

Item	Part No.	Description	Size	Material	DIN	Quantity
17	38.08.R0250	Parking support				2
18	00.AA.00038	Hexagon screw	M6x50	8.8 VZ	933	2
19	00.AA.00044	Hexagon screw	M6x70	8.8 VZ	931	2
20	00.AB.00007	Hexagon nut	M6	8 VZ	985	4
21	38.08.R0255	Parking support				2
22	38.08.R0254	Bolt				2
23	00.AK.00101	Securing chain PVC				2
24	00.JH.00003	Spring plug with double spring	4x78	VZ		2
25	38.08.R0100	Support wheel carrier	200x50			2
26	00.LA.00020	Guide pulley	ø200x50			2
27	00.LA.00007	Guide pulley, strengthened	ø200x50			2
28	00.AA.00095	Hexagon screw	M10x25	8.8 VZ	933	8
29	00.AC.00081	Shim washer	A10,5	140HV VZ	125	8
30	00.AB.00044	Hexagon nut	M10	8 VZ	985	8
31	38.08.R0125	Support wheel carrier	200x80			2
32	38.08.R0150	Support wheel carrier	250x80			2
33	00.LA.00008	Guide pulley	ø200x80			2
34	00.LA.00013	Guide pulley	ø250x80			2
35	00.AA.00140	Hexagon screw	M12x40	8.8 VZ	933	8
36	00.AC.00101	Shim washer	A13	140HV VZ	125	8
37	00.AB.00064	Hexagon screw	M12	8 VZ	985	8
38	00.AA.00206	Hexagon screw	M16x35	8.8 VZ	933	8
39	00.AC.00141	Shim washer	A17	140HV VZ	125	8
40	00.AD.00071	Spring ring	A16	VZ	127	8
					vz=galvanized	

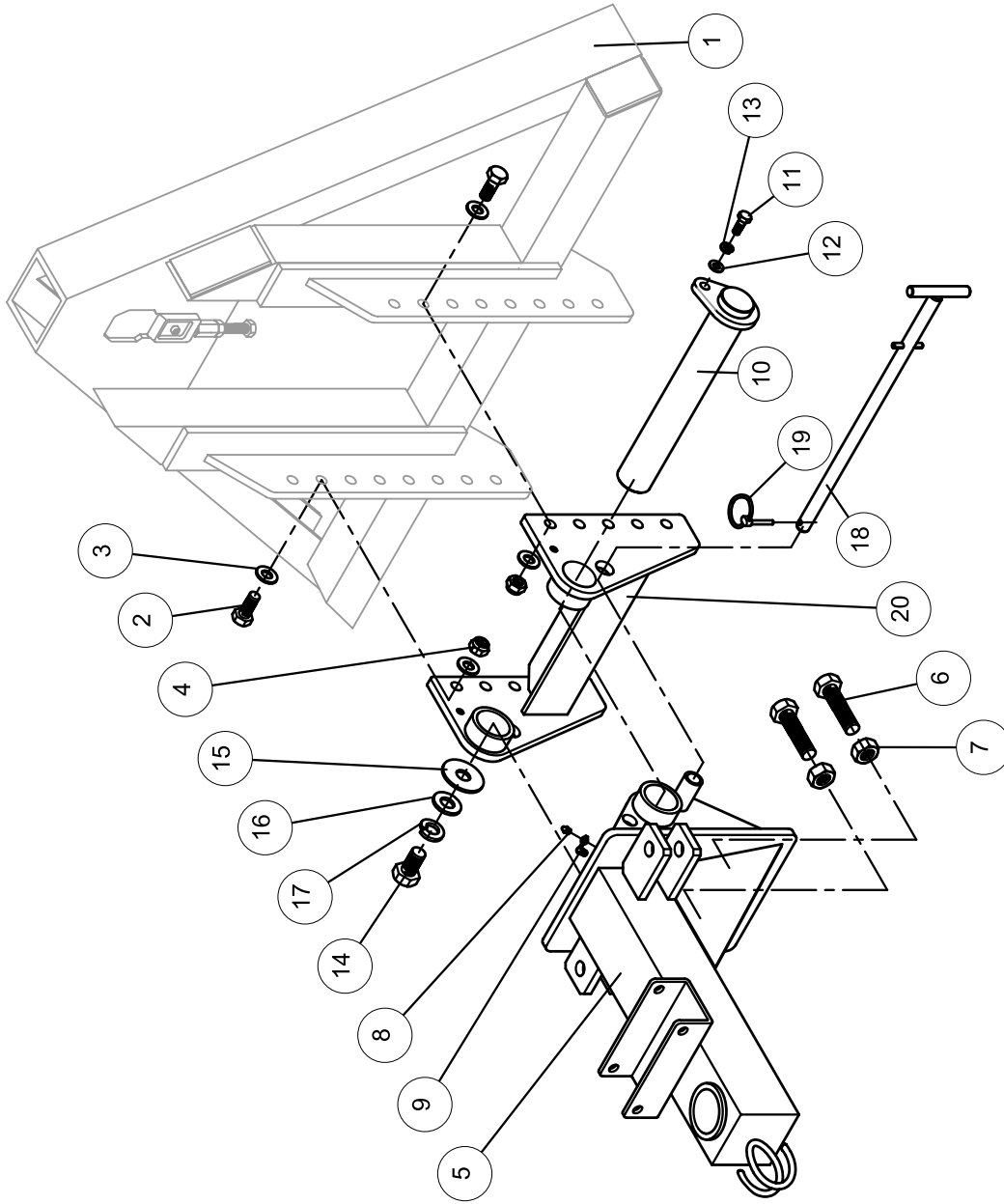
Plus P1 Sweeper
Schedulel 001 Frame





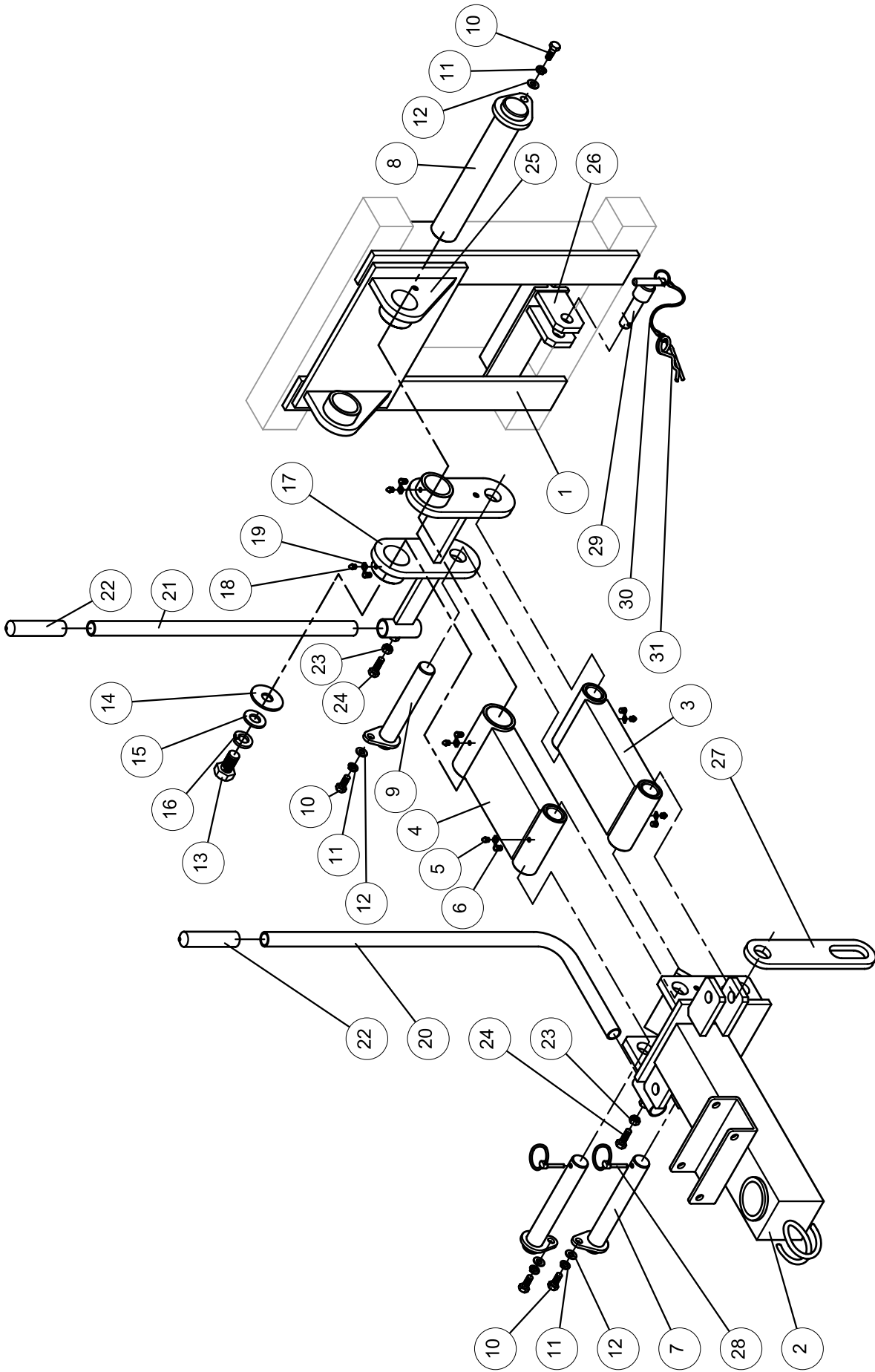
Plus P1 Sweeper
Schedulel 002 Fork-Tine System

Plus P1 Sweeper - Spare Part Schedule 002 Fork-Tine System							State 08/2003
Item	Part No.	Description	Size	Material	DIN	Quantity	
1	38.66.00100	Fork-tine system				1	
2	00.AK.00102	Chain	L=2000	vz	5685-C	1	
3	00.UC.00002	Snap-hook		St vz		1	
4	00.AS.00001	Shackle	Form A 0,6	St vz		1	
5	38.66.00150	Locking device-HG				2	
6	00.AB.00061	Hexagon nut	M12	8 vz	934	2	
7	00.AB.00203	Ball buttom	M12x50		319-C	2	
8	38.66.00160	Locking bar-HG				2	
9	00.AA.00058	Hexagon screw	M8x25	8.8 vz	933	2	
10	00.JB.00012	Compression spring	2,5x31x45			2	
11	38.66.00025	Schwinging part for parallelogram				1	
12	38.66.00050	Height indicator tube	ø21,3x528/196	St		1	
13	38.66.00051	Hight indicator-attachment system	ø21,3x470	St		1	
14	00.FW.00073	Sleeve	grün	PVC		2	
15	00.AB.00022	Hexagon nut	M8	8 vz	934	2	
16	00.AA.00058	Hexagon screw	M8x25	8.8 vz	933	2	
17	38.66.00075	Parallelogram arm				2	
18	00.AP.00001	Greasing pin, DIN71412 AM6 5.8				4	
19	00.FV.00001	Greasing pin cap, GPN 980/0201				4	
20	38.66.00060	Bolt - parallelogram		vz		4	
21	00.AA.00056	Hexagon screw	M8x20	8.8 vz	933	4	
22	00.AD.00031	Spring ring	A8	vz	127	4	
23	00.AC.00061	Shim washer	A8,4	140HV vz	125	4	
					vz=galvanized		



Plus P1 Sweeper
Schedulel 003 Attachment Municipal Vehicles -A-Frame

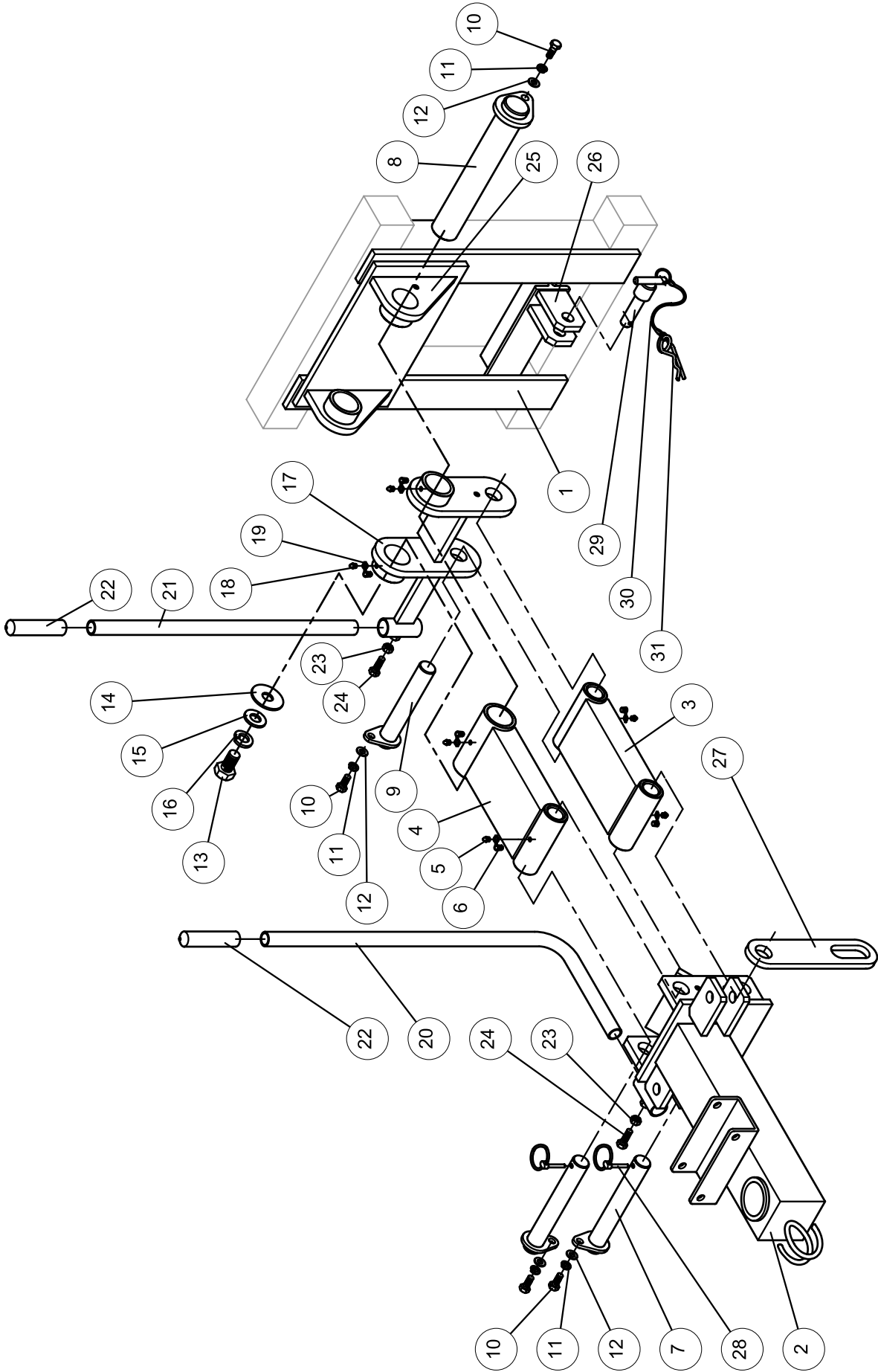
Plus P1 Sweeper - Spare Part Schedule 003 Attachment Municipal Vehicles - A-Frame							State 08/2003
Item	Part No.	Description	Dimensions	Material	DIN	Quantity	
1		A-frame screwable (depending on carrier-vehicle)				1	
		Attachment Multicar (depending on carrier-vehicle)				1	
2	00.AA.00138	Hexagon screw	M12x35	8.8 vz	933	10	
3	00.AC.00101	Shim washer	A13	140HV vz	125	20	
4	00.AB.00064	Hexagon nut	M12	vz	985	10	
5	38.64.00025	Swivel part (from 1,5m)				1	
	38.64.00200	Swivel part (1,20m and 1,35m)				1	
6	00.AA.00215	Hexagon screw	M16x70	8.8 vz	933	2	
7	00.AB.00101	Hexagon nut	M16	8 vz	934	2	
8	00.AP.00001	Grease nipple	AM6	5.8	71412	1	
9	00.FV.00001	Grease nipple cap		GPN980/0201		1	
10	38.64.00060	Bearing bolt				1	
11	00.AA.00056	Hexagon screw	M8x20	8.8 vz	933	1	
12	00.AC.00061	Shim washer	A8,4	140HV vz	125	1	
13	00.AD.00031	Spring ring	A8	vz	127	1	
14	00.AA.00206	Hexagon screw	M16x30	8.8 vz	933	1	
15	00.AC.00097	Washer	M16 (17/50/3)	vz	9021	1	
16	00.AC.00141	Shim washer	A17	140HV vz	125	1	
17	00.AC.00071	Spring ring	A16	vz	127	1	
18	38.64.00065	Bolt				1	
19	00.AK.00056	Coupling	ø4,5; l=32			1	
20	38.64.00070	Pendulating connector			vz=galvanized	1	

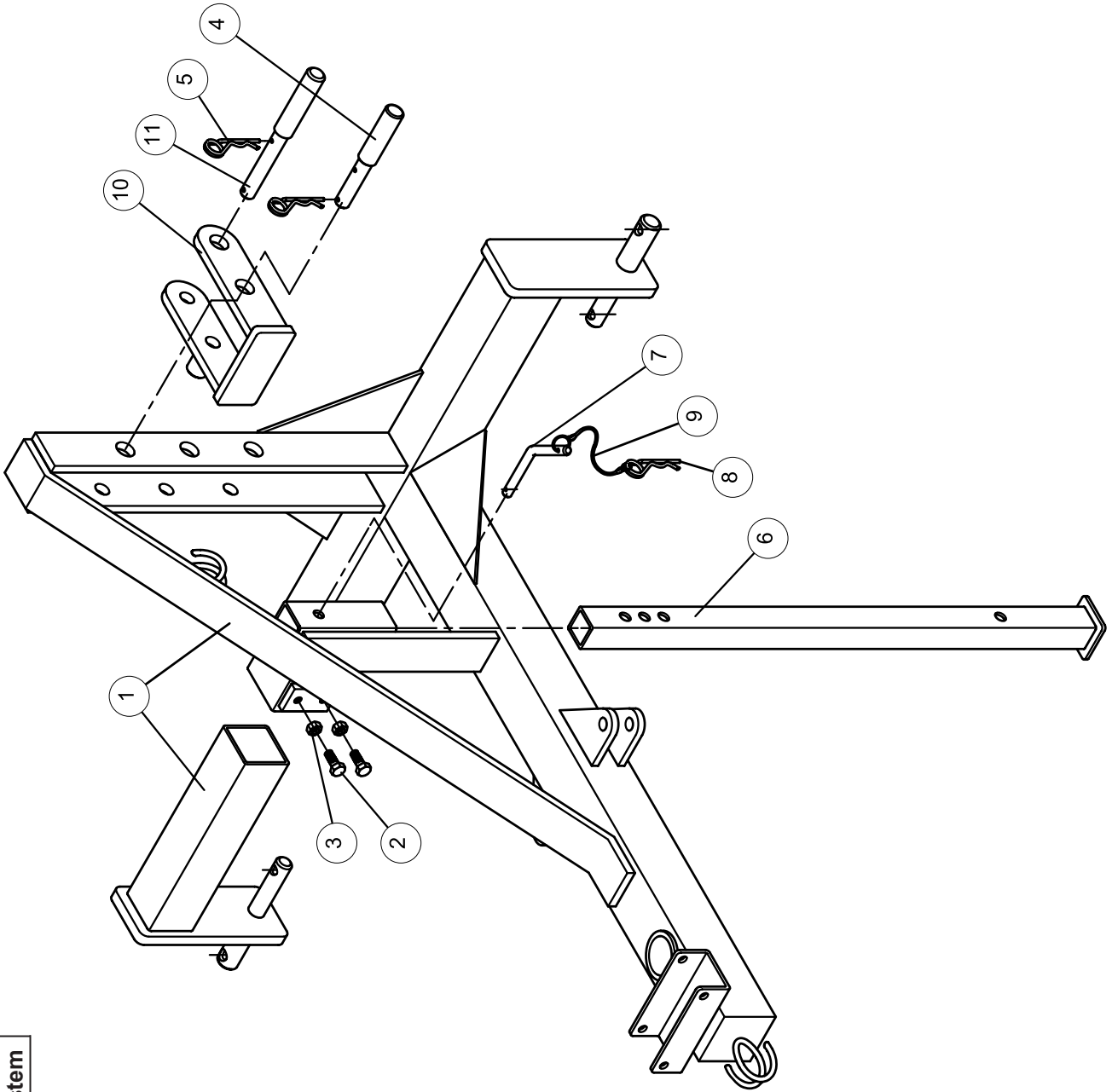


Plus P1 Sweeper
Schedulel 004 Pay-Loader Attachment System

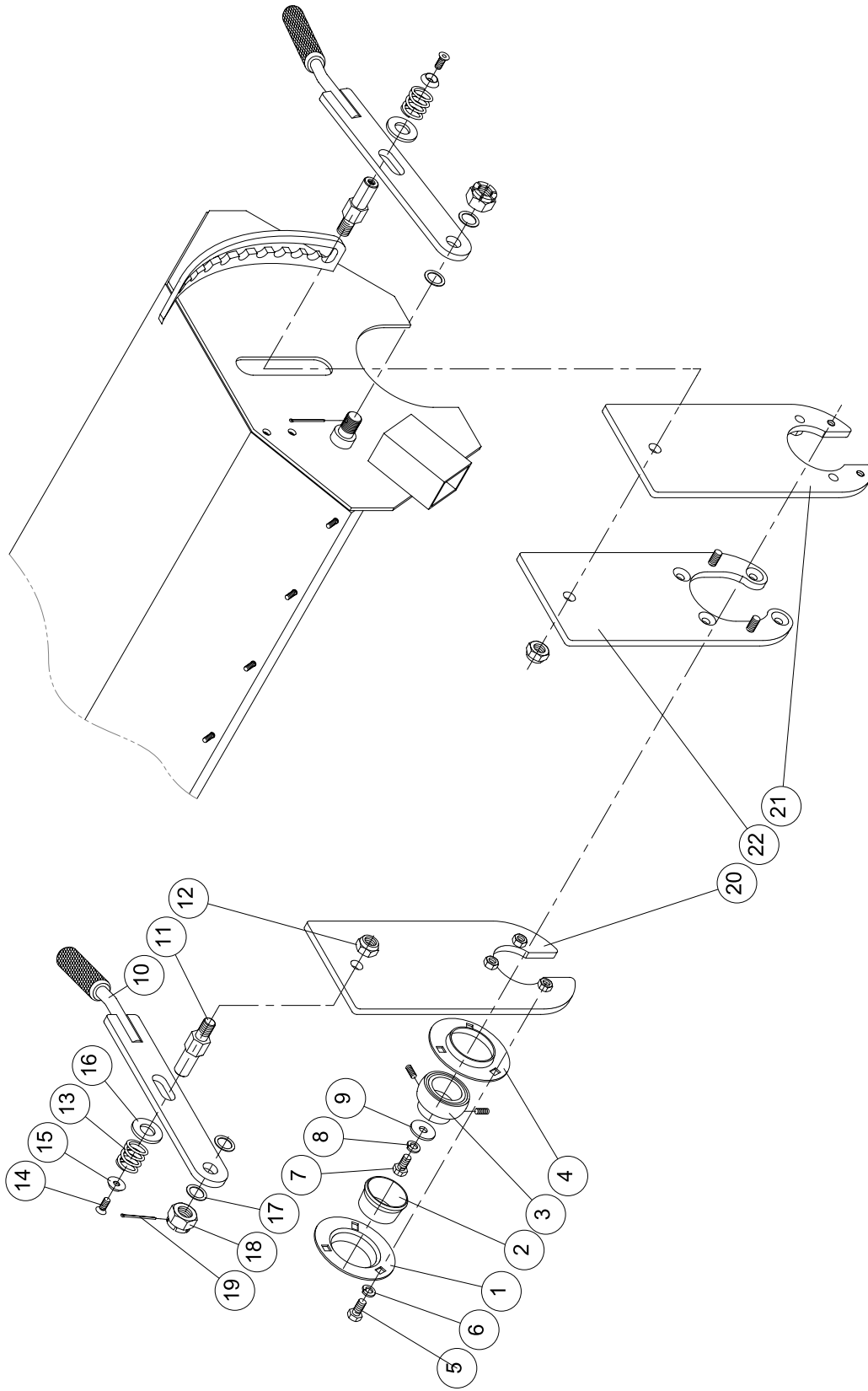
Plus P1 Sweeper - Spare Part Schedule 004 Pay-Loader Attachment							State 08/2003
Item	Part No.	Description	Size	Material	DIN	Quantity	
1		Pay-Loader Attachment				1	
2	38.66.00025	Swivel part for parallelogram				1	
3	38.66.00075	Arm - parallelogram				1	
4	38.66.00200	Arm - parallelogram Pay-Loader				1	
5	00.AP.00001	Grease nipple	AM6	5.8	71412	4	
6	00.FV.00001	Grease nipple cap		GPN980/0201		4	
7	38.66.00285	Bolt - parallelogram Pay-Loader		VZ		2	
8	38.66.00275	Bearing bolt - Pay-Loader				1	
9	38.66.00060	Bolt - parallelogram		VZ		1	
10	00.AA.00056	Hexagonal screw	M8x20	8.8 VZ	933	4	
11	00.AD.00031	Spring ring	A8	VZ	127	4	
12	00.AC.00061	Shim washer	A8,4	140HV VZ	125	4	
13	00.AA.00206	Hexagon screw	M16x30	8.8 VZ	933	1	
14	00.AC.00097	Washer	M16 (17/50/3)	VZ	9021	1	
15	00.AC.00141	Shim washer	A17	140HV VZ	125	1	
16	00.AC.00071	Spring ring	A16	VZ	127	1	
17	38.66.00250	Pendulating bearing				1	
18	00.AP.00001	Grease nipple	AM6	5.8	71412	2	
19	00.FV.00001	Grease nipple cap		GPN 980/0201		2	
20	38.66.00050	Height indicator tube	ø21,3x528/196	St		1	
21	38.66.00051	Height indicator - attachment system	ø21,3x470	St		1	
22	00.FW.00073	Sleeve	grün	PVC		1	
23	00.AB.000	Hexagon nut	M8	8 VZ	934	1	
24	00.AA.00058	Hexagon screw	M8x25	8.8 VZ	933	1	
					vz=galvanized		

Plus P1 Sweeper
Schedulel 004 Pay-Loader Attachment System





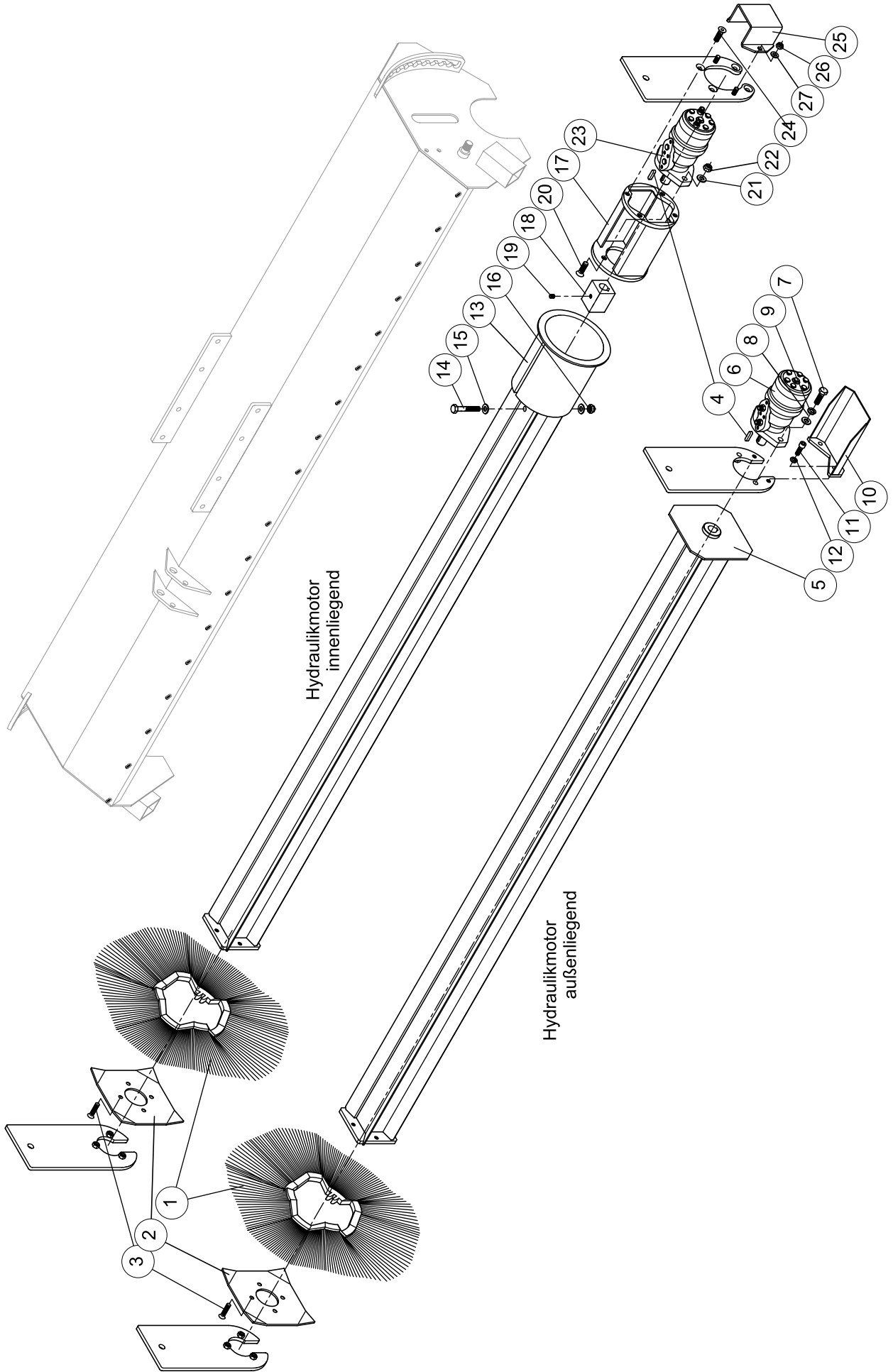
Plus P1 Sweeper
Schedulel 005 Three-Point System



Plus P1 Sweeper
Schedulel 006 Cylinder Shaft + Ajustment

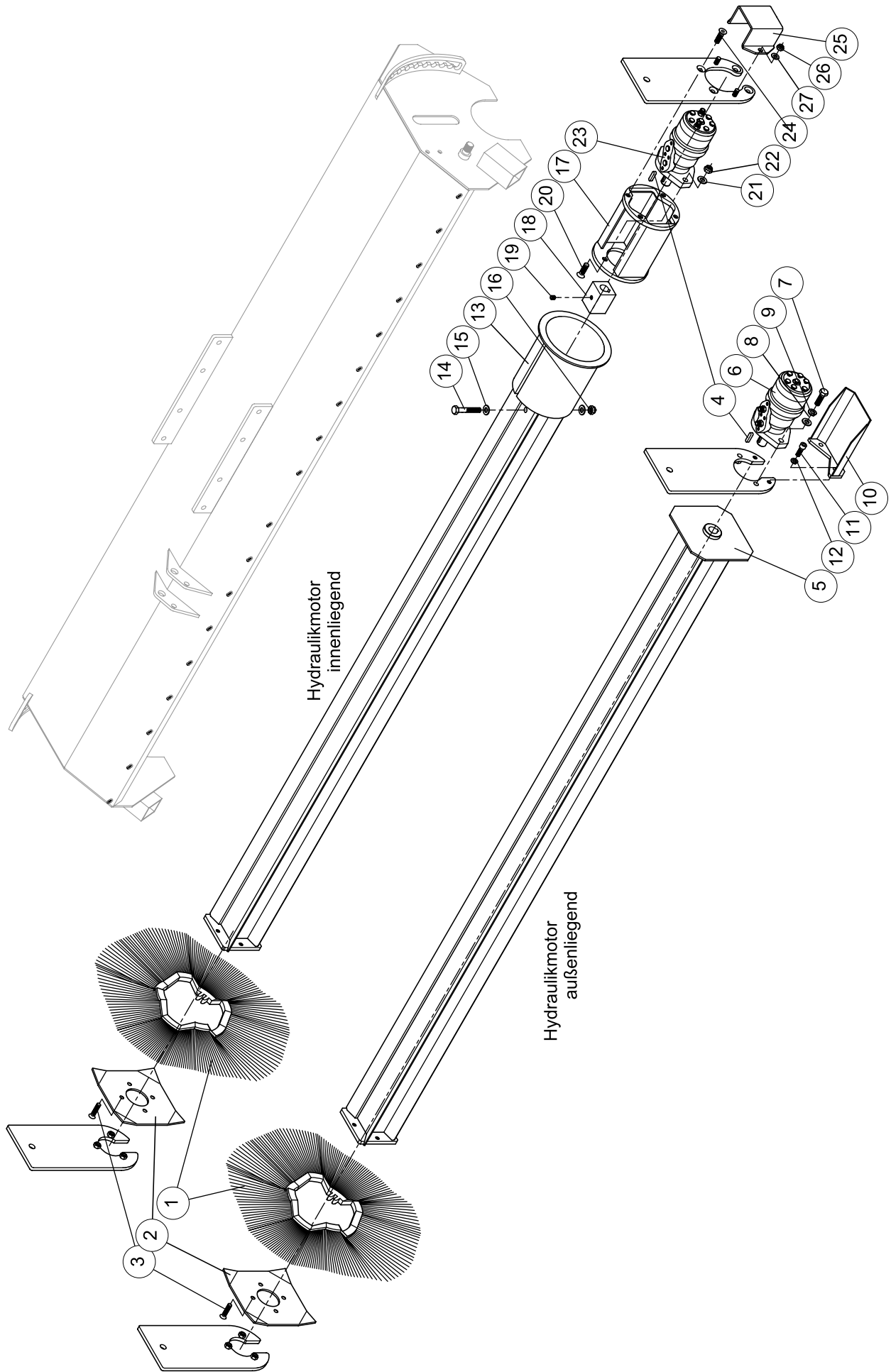
Plus P1 Sweeper - Spare Part Schedule 006 Cylinder Shaft and Adjustment							State 08/2003
Item	Part No.	Description	Size	Material	DIN	Quantity	
1	00.DF.00002	Half bearing	PF206			1	
2	00.FV.00002	Bearing protection	8180810			1	
3	00.DA.00005	Bearing inset with threaded pins	SB(AS)206			1	
4	00.DF.00009	Half bearing	2393210			1	
5	00.AA.00095	Hexagon screw	M10x25	8.8 VZ	933	3	
6	00.AD.00041	Spring ring	A10	VZ	127	3	
7	00.AA.00093	Hexagon screw	M10x20	8.8 VZ	933	1	
8	00.AD.00041	Spring ring	A10	VZ	127	1	
9	00.AC.00091	R-washer	R11	VZ	440	1	
10	38.08.P0030	Shaft lever		yellow VZ		2	
11	38.08.P0040	Switch bolt		yellow VZ		2	
12	00.AB.00104	Hexagon nut	M16	8 VZ	985	2	
13	00.JB.00013	Compression spring	3,2x27,2x32			2	
14	00.AA.00332	Countersink	M8x16	8.8 VZ	7991	2	
15	00.AC.00004	Washer	7mm - 8mm	yellow VZ		2	
16	00.AC.00181	Shim washer	A21	VZ	125	2	
17	00.AC.00282	Adjusting washer	S20x28x1		988	4	
18	00.AB.00192	Crown nut	M20	14H VZ	937	2	
19	00.AK.00013	Pin	3,2x32	VZ	94	2	
20	38.08.P0020	Shaft guide bearing		yellow VZ		1	
21	38.08.P0010	Shaft guide motor		yellow VZ		1	
22	38.08.P0060	Shaft guide internal motor		yellow VZ		1	
					vz=galvanized		

Plus P1 Sweeper
Schedulel 007 Shaft + Hydraulic Motor



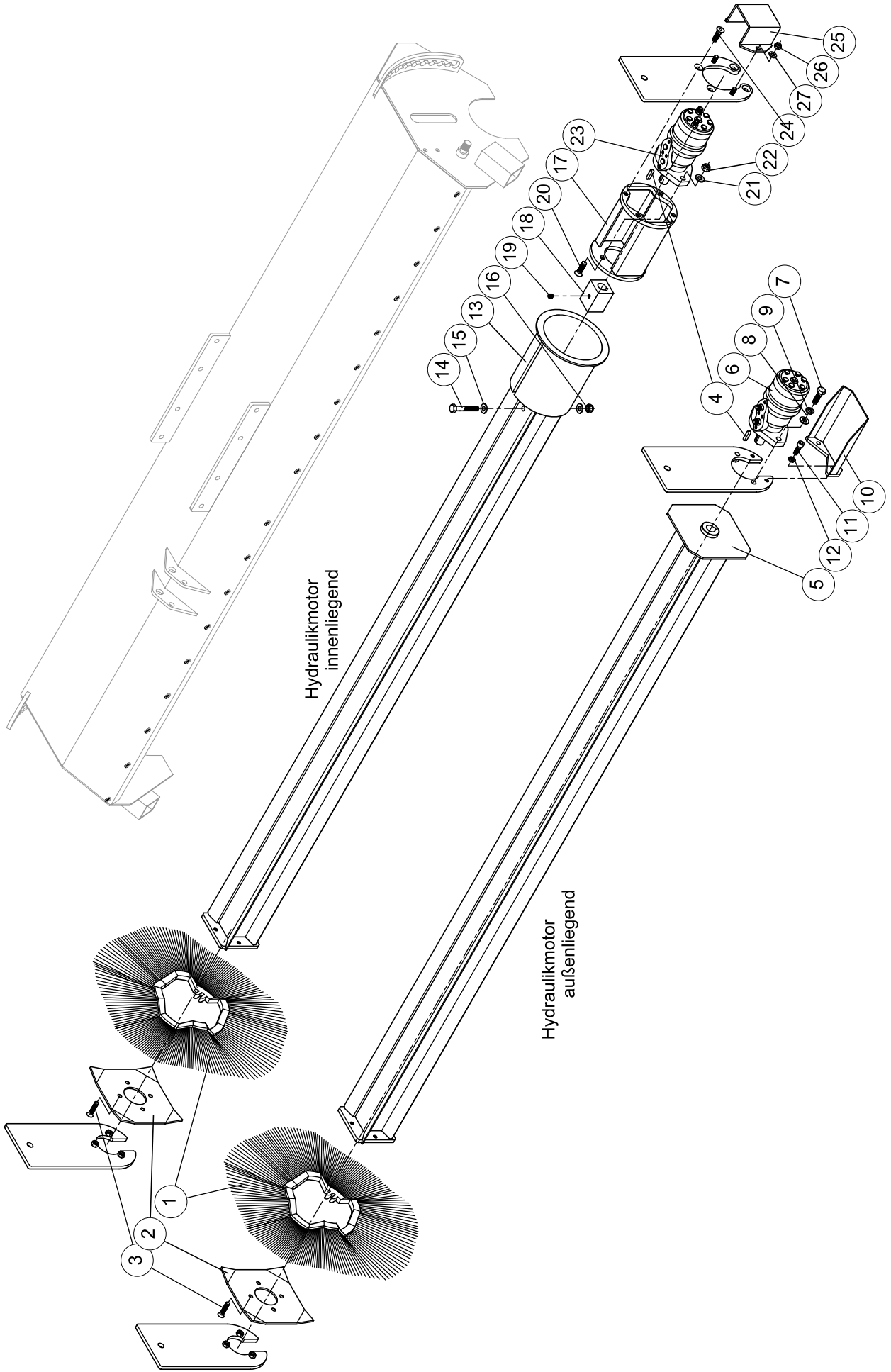
Plus P1 Sweeper - Spare Part Schedule 007 Cylinder Shaft + Hydraulic Motor							State 08/2003
Item	Part No.	Description	Size	Material	DIN	Quantity	
1	00.MA.00046	Brush ring, 1,20m	Ø560x7"	PPN		30	
	00.MA.00046	Brush ring, 1,35m	Ø560x7"	PPN		33	
	00.MA.00046	Brush ring, 1,50m	Ø560x7"	PPN		36	
	00.MA.00046	Brush ring, 1,65m	Ø560x7"	PPN		41	
	00.MA.00046	Brush ring, 1,80m	Ø560x7"	PPN		43	
	00.MA.00046	Brush ring, 2,00m	Ø560x7"	PPN		48	
	00.MA.00046	Brush ring, 2,30m	Ø560x7"	PPN		53	
	00.MA.00046	Brush ring, 2,60m	Ø560x7"	PPN		61	
	00.MA.00046	Brush ring, 2,90m	Ø560x7"	PPN		71	
2	38.08.P1010	Support plate		yellow vz		1	
3	00.AA.00341	Countersink	M10x40	8.8 vz	7991	4	
4	00.AF.00030	Adjusting spring	A8x7x32	St	6885	1	
		Plus-Sweeper with exterior hydraulic motor:					
5	38.02.P1000	Cylinder shaft ø560 exterior motor	1,20m			1	
	38.03.P1000	Cylinder shaft ø560 exterior motor	1,35m			1	
	38.04.P1000	Cylinder shaft ø560 exterior motor	1,50m			1	
	38.07.P1000	Cylinder shaft ø560 exterior motor	1,65m			1	
	38.05.P1000	Cylinder shaft ø560 exterior motor	1,80m			1	
	38.06.P1000	Cylinder shaft ø560 exterior motor	2,00m			1	
	38.08.P1000	Cylinder shaft ø560 exterior motor	2,30m			1	
	38.09.P1000	Cylinder shaft ø560 exterior motor	2,60m			1	
	38.11.P1000	Cylinder shaft ø560 exterior motor	2,90m			1	
6	00.EK.00055	Hydraulic motor, width 1,20m - 1,80m				1	
	00.EK.00053	Hydraulic motor, width 2,0m and 2,30m				1	
	00.EK.00054	Hydraulic motor 2,60m und 2,90m width			vz=galvanized	1	

Plus P1 Sweeper
 Schedulel 007 Shaft + Hydraulic Motor

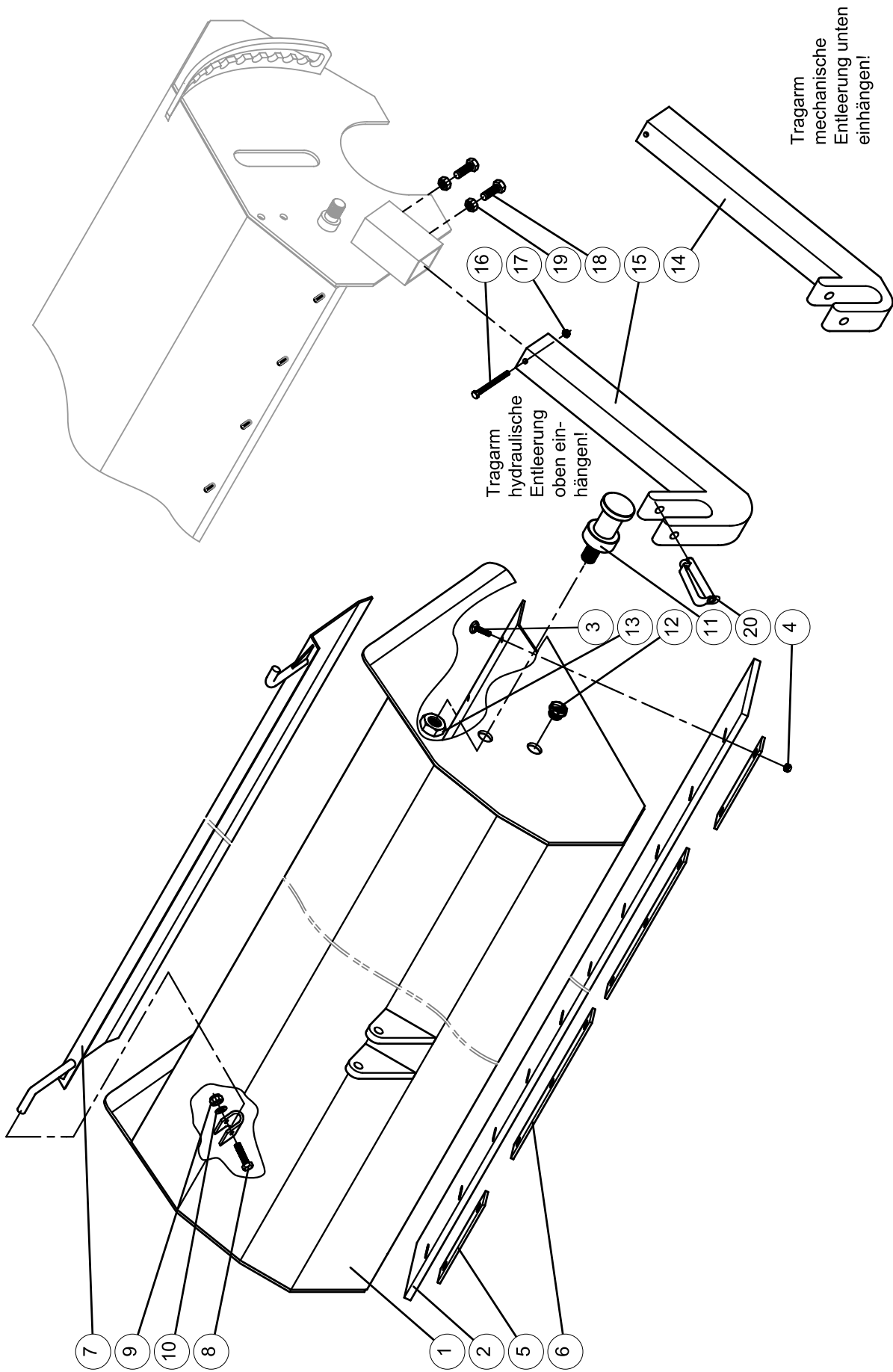


Plus P1 Sweeper - Spare Part Schedule 007 Cylinder Shaft + Hydraulic Motor							State 03/2003
Item	Part No.	Description	Size	Material	DIN	Quantity	
7	00.AA.00142	Hexagon screw	M12x45	8.8 vZ	933	2	
8	00.AC.00101	Shim washer	A13	140HV vZ	125	2	
9	00.AD.00051	Spring ring	A12	vZ	127	2	
10	38.08.P0050	Motor protection		yellow vZ		1	
11	00.AA.00304	Cylinder screw	M10x30	8.8 vZ	912	2	
12	00.AD.00041	Spring ring	A10	vZ	127	2	
		Plus-Sweeper with internal hydraulic motor					
13	38.02.P2000	Cylinder shaft ø560 internal motor	1,20m			1	
	38.03.P2000	Cylinder shaft ø560 internal motor	1,35m			1	
	38.04.P2000	Cylinder shaft ø560 internal motor	1,50m			1	
	38.07.P2000	Cylinder shaft ø560 internal motor	1,65m			1	
	38.05.P2000	Cylinder shaft ø560 internal motor	1,80m			1	
	38.06.P2000	Cylinder shaft ø560 internal motor	2,00m			1	
	38.08.P2000	Cylinder shaft ø560 internal motor	2,30m			1	
	38.09.P2000	Cylinder shaft ø560 internal motor	2,60m			1	
	38.11.P2000	Cylinder shaft ø560 internal motor	2,90m			1	
14	00.AA.00148	Hexagon screw	M12x80	8.8 vZ	931	1	
15	00.AC.00101	Shim washer	A13	140HV vZ	127	2	
16	00.AB.00064	Hexagon nut	M12	8 vZ	985	1	
17	38.08.P0070	Motor support				1	
18	38.08.P2020	Shaft sleeve				1	
19	00.AE.00121	Threaded pin	M10x10	45H	916	1	
20	00.AA.00347	Countersink	M12x40	8.8 vZ	7991	2	
21	00.AC.00101	Shim washer	A13	140HV vZ	125	2	
22	00.AB.00064	Hexagon nut	M12	8.8 vZ	985	2	

Plus P1 Sweeper
Schedulel 007 Shaft + Hydraulic Motor

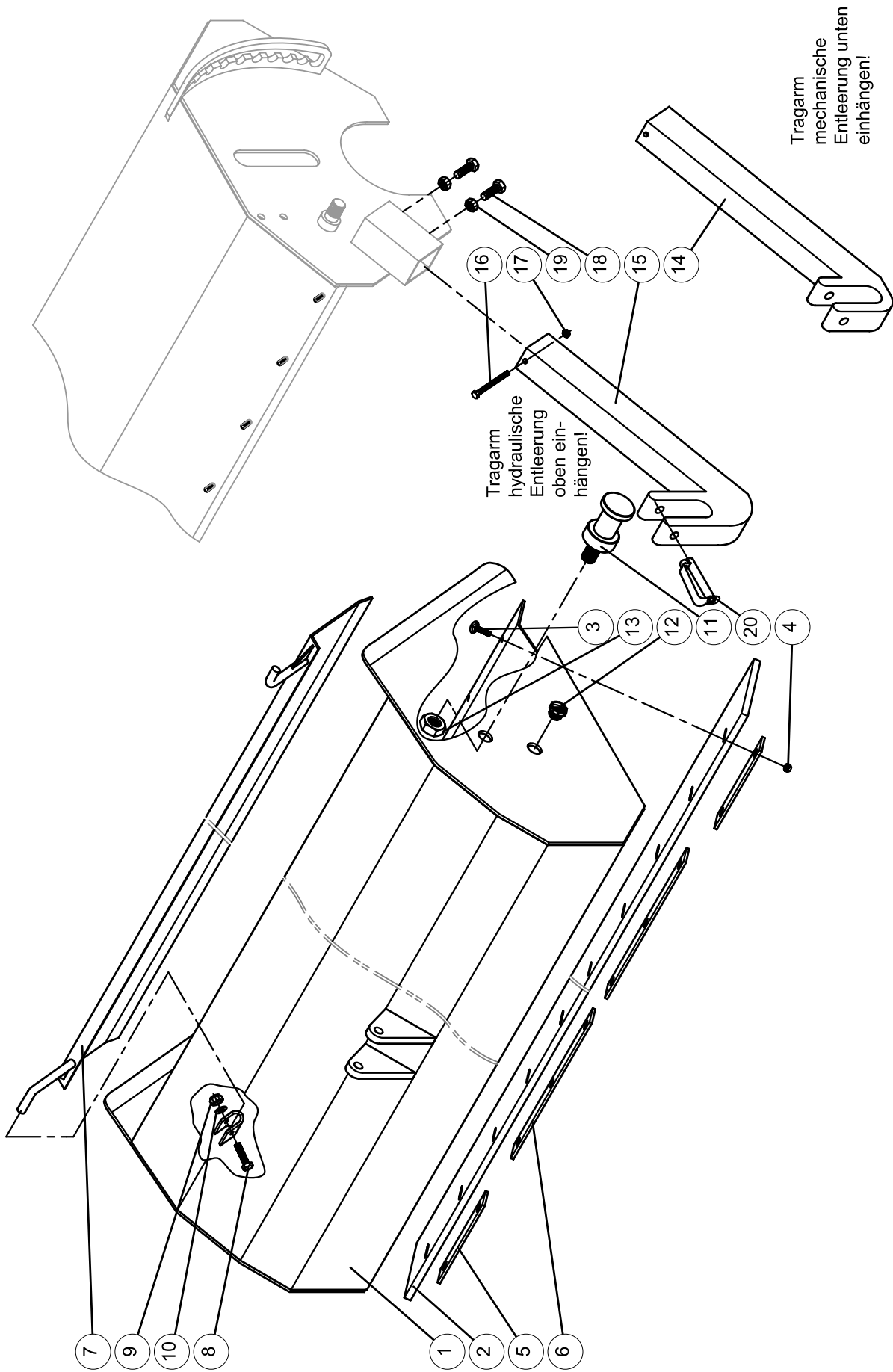


Plus P1 Sweeper
Schedulel 008 Dirt Collector



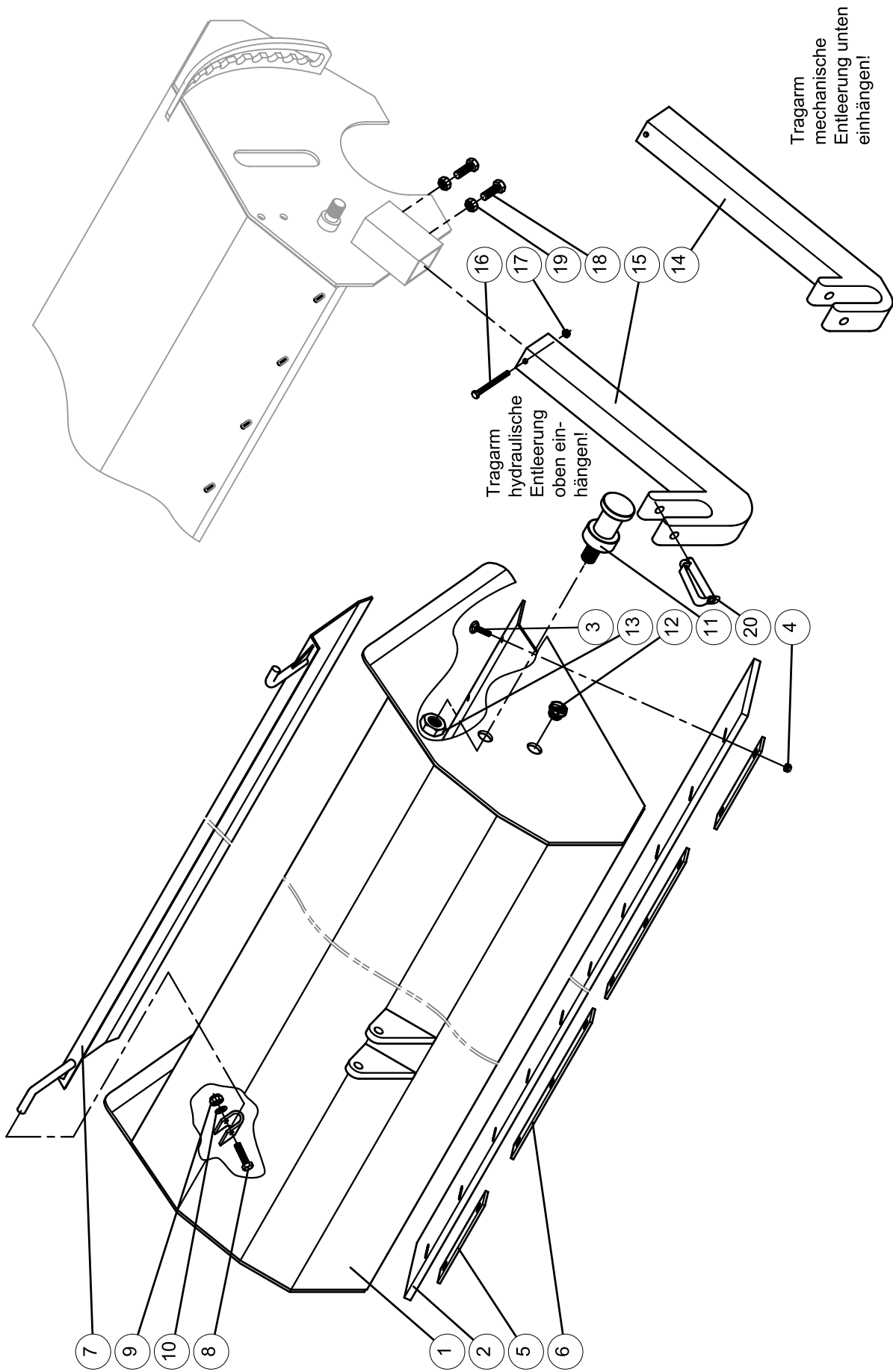
Plus P1 Sweeper - Spare Part Schedule 008 Dirt Collector							State 03/2003
Item	Part No.	Description	Size	Material	DIN	Quantity	
		Working width 1,20m					
1	38.02.F0001	Dirt collector	1,20m			1	
2	38.02.02001	Vulkollan strip	1,20m			1	
3	00.AA.00020	Flat round screw	M6x25	3.6 VZ	603	11	
4	00.AB.00200	Detent toothed nut	M6	VZ		11	
5	38.08.F0110	Shock-lip (single)				4	
6	38.08.F0111	Shock-lip (double)				1	
7	38.02.F0100	High-filling device	1,20m			1	
		Working width 1,35m					
1	38.03.F0001	Dirt collector	1,35m			1	
2	38.03.02001	Vulkollan strip	1,35m			1	
3	00.AA.00020	Flat round screw	M6x25	3.6 VZ	603	12	
4	00.AB.00200	Detent toothed nut	M6	VZ		12	
5	38.08.F0110	Shock-lip (single)				-	
6	38.08.F0111	Shock-lip (double)				4	
7	38.03.F0100	High-filling device	1,35m			1	
		Working width 1,50m					
1	38.04.F0001	Dirt collector	1,50m			1	
2	38.04.02001	Vulkollan strip	1,50m			1	
3	00.AA.00020	Flat round screw	M6x25	3.6 VZ	603	13	
4	00.AB.00200	Detent toothed nut	M6	VZ		13	
5	38.08.F0110	Shock-lip (double)				2	
6	38.08.F0111	Shock-lip (double)				3	
7	38.04.F0100	High-filling device	1,50m	vz=galvanized		1	

Plus P1 Sweeper
Schedulel 008 Dirt Collector



Plus P1 Sweeper - Spare Part Schedule 008 Dirt collector							State 03/2003
Item	Part No.	Description	Size	Material	DIN	Quantity	
		Working width 1,65m					
1	38.07.F0001	Dirt collector	1,65m			1	
2	38.07.02001	Vulkollan strip	1,65m			1	
3	00.AA.00020	Flat round screw	M6x25	3.6 VZ	603	14	
4	00.AB.00200	Detent toothed nut	M6	VZ		14	
5	38.08.F0110	Shock-lip (single)				1	
6	38.08.F0111	Shock-lip (double)				4	
7	38.07.F0100	High-filling device	1,65m			1	
		Working width 1,80m					
1	38.05.F0001	Dirt collector	1,80m			1	
2	38.05.02001	Vulkollan strip	1,80m			1	
3	00.AA.00020	Flat round screw	M6x25	3.6 VZ	603	16	
4	00.AB.00200	Detent toothed nut	M6	VZ		16	
5	38.08.F0110	Shock-lip (single)				2	
6	38.08.F0111	Shock-lip (double)				4	
7	38.05.F0100	High-filling device	1,80m			1	
		Working width 2,00m					
1	38.06.F0001	Dirt collector	2,00m			1	
2	38.06.02001	Vulkollan strip	2,00m			1	
3	00.AA.00020	Flat round screw	M6x25	3.6 VZ	603	17	
4	00.AB.00200	Detent toothed nut	M6	VZ		17	
5	38.08.F0110	Shock-lip (single)				4	
6	38.08.F0111	Shock-lip (double)				3	
7	38.06.F0100	High-filling device	2,00m	vz=galvanized		1	

Plus P1 Sweeper
Schedulel 008 Dirt Collector

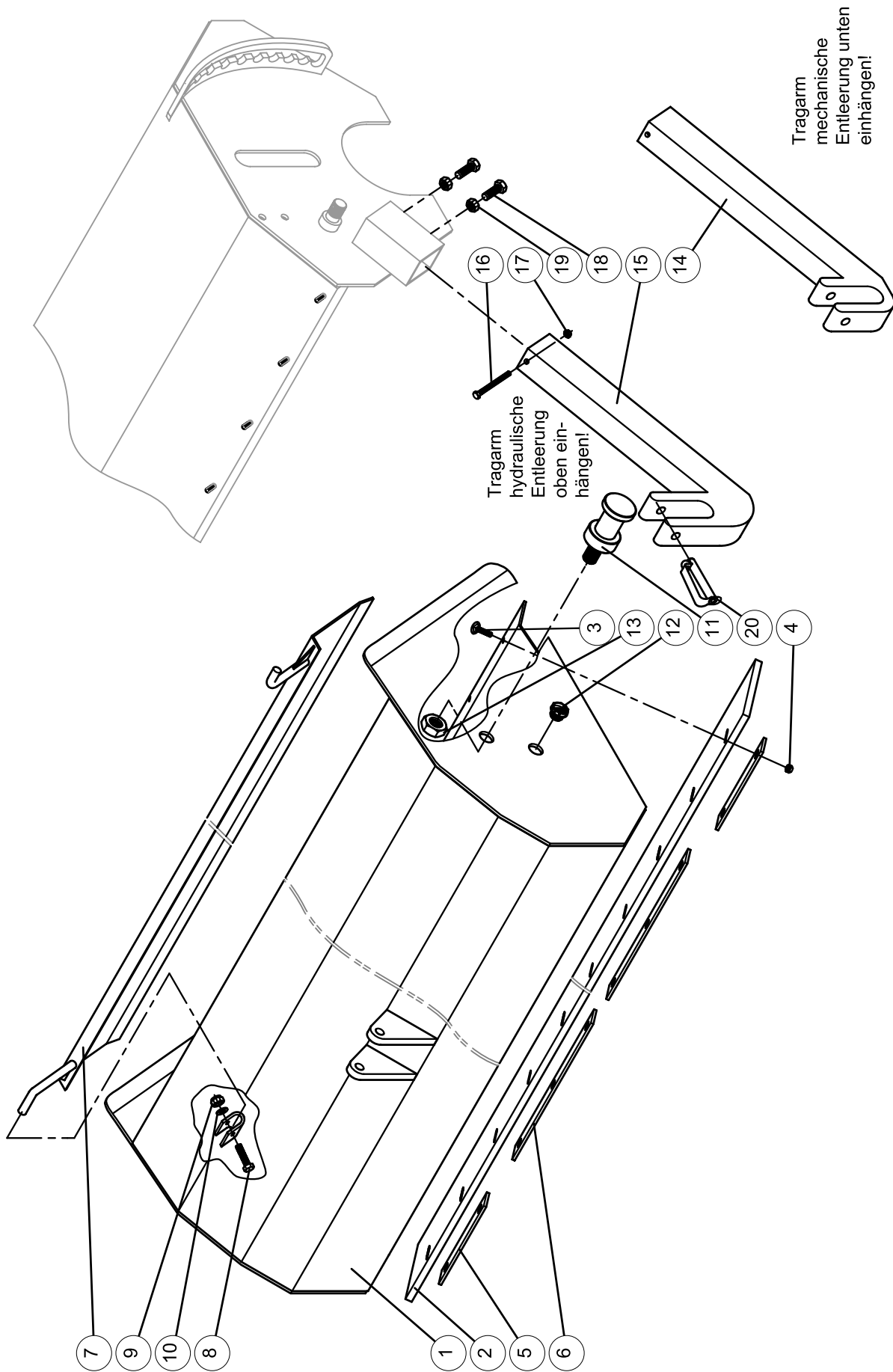


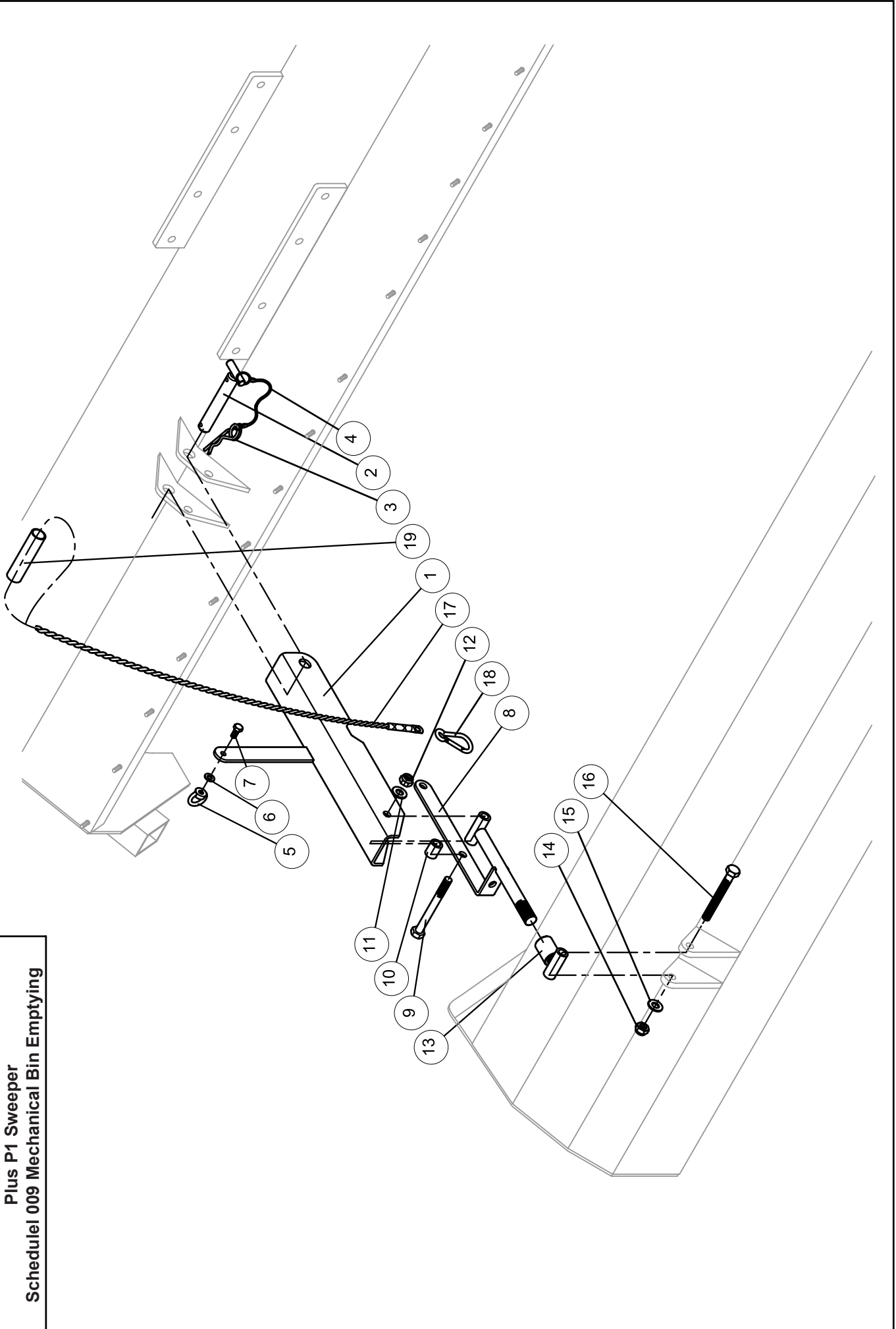
Plus P1 Sweeper - Spare Part Schedule 008 Dirt Collector

State 08/2003

Item	Part No.	Description	Size	Material	DIN	Quantity
		Working width 2,30m				
1	38.08.F0001	Dirt collector	2,30m			1
2	38.08.02001	Vulkollan strip	2,30m			1
3	00.AA.00020	Flat round screw	M6x25	3.6 VZ	603	19
4	00.AB.00200	Detent toothed nut	M6	VZ		19
5	38.08.F0110	Shock-lip (single)				2
6	38.08.F0111	Shock-lip (double)				5
7	38.08.F0100	High-filling device	2,30m			1
		Working width 2,60m				
1	38.09.F0001	Dirt collector	2,60m			1
2	38.09.02001	Vulkollan strip	2,60m			1
3	00.AA.00020	Flat round screw	M6x25	3.6 VZ	603	21
4	00.AB.00200	Detent toothed nut	M6	VZ		21
5	38.08.F0110	Shock-lip (single)				-
6	38.08.F0111	Shock-lip (double)				7
7	38.09.F0100	High-filling device	2,60m			1
		Working width 2,90m				
1	38.11.F0001	Dirt collector	2,90m			1
2	38.11.02001	Vulkollan strip	2,90m			1
3	00.AA.00020	Flat round screw	M6x25	3.6 VZ	603	25
4	00.AB.00200	Detent toothed nut	M6	VZ		25
5	38.08.F0110	Shock-lip (single)				2
6	38.08.F0111	Shock-lip (double)				7
7	38.11.F0100	High-filling device	2,90m		vz=galvanized	1

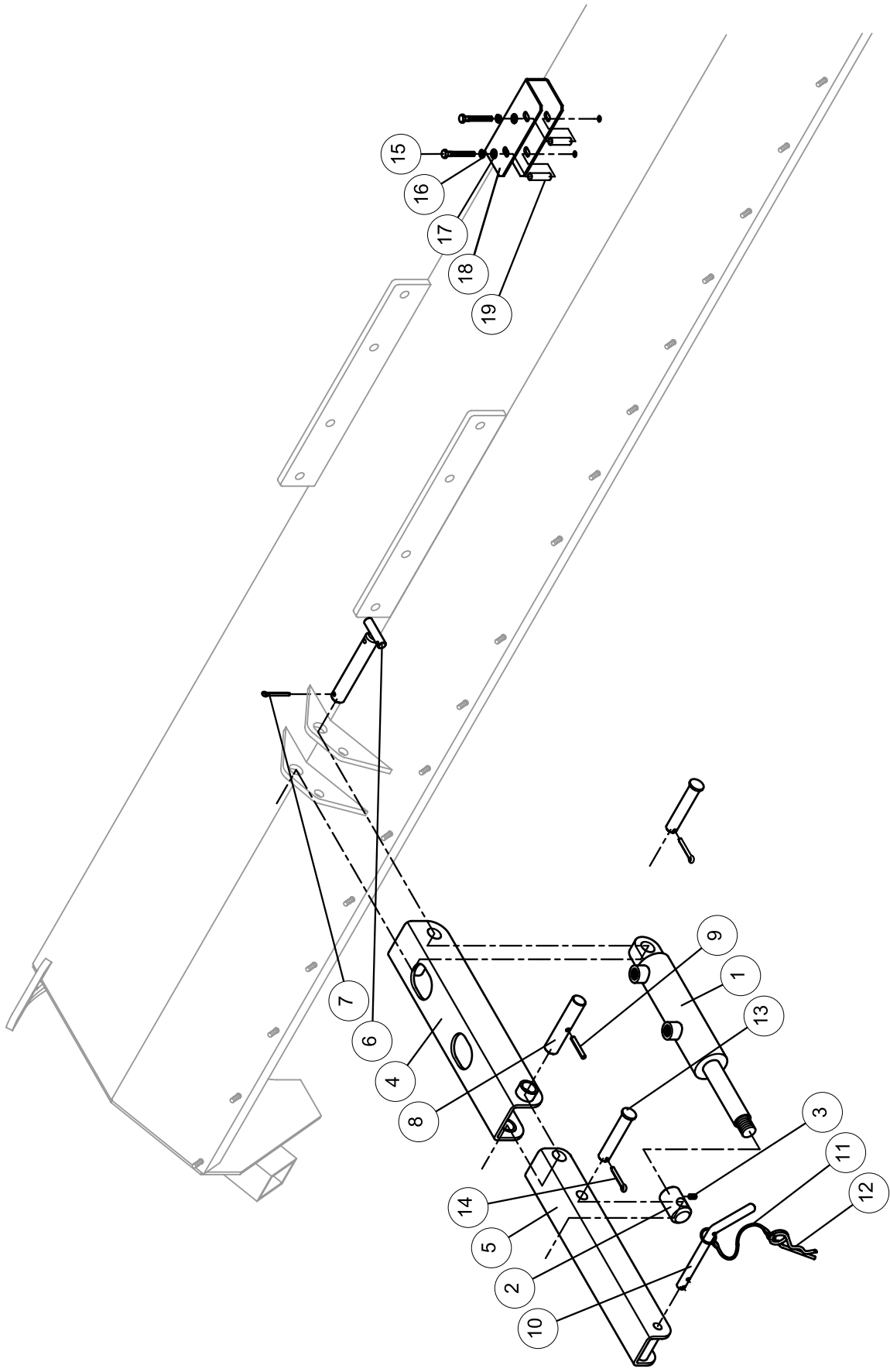
Plus P1 Sweeper
Schedulel 008 Dirt Collector

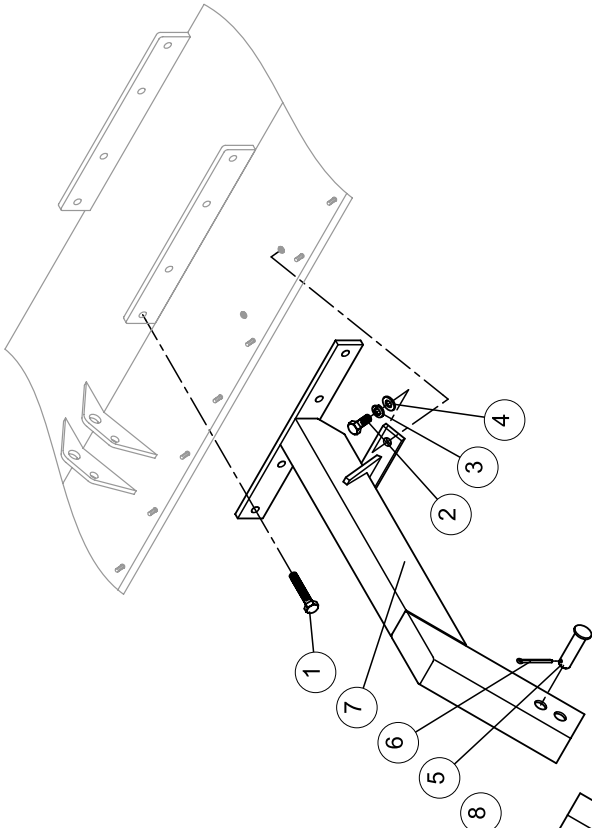




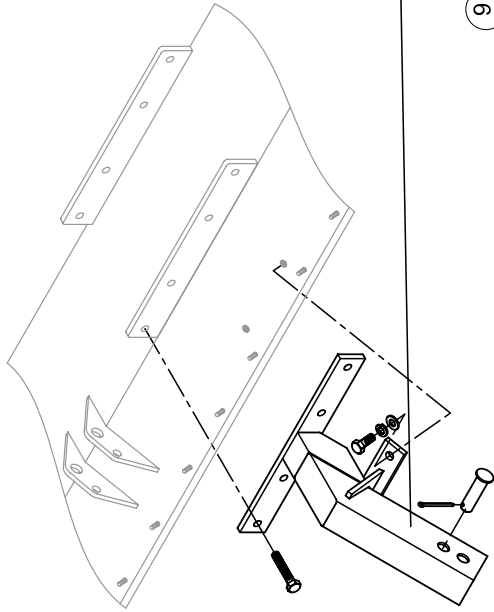
Plus P1 Sweeper - Spare Part Schedulelel 009 Mechanical Bin Emptying							State 08/2003
Item	Part No.	Description	Size	Material	DIN	Quantity	
1	38.08.F0305	Upper guiding-rod				1	
2	38.08.F0265	Guiding-rod bolt assy.				1	
3	00.JH.00003	Spring connector	4x78	vz		1	
4	00.AK.00101	Securing chain				1	
5	00.AB.00027	Ring nut	M8	C15 vz	582	1	
6	00.AC.00061	Shim washer	A8,4	140HV vz	125	1	
7	00.AA.00055	Hexagon screw	M8x16	8.8 vz	933	1	
8	38.08.F0315	Lower guiding-rod tube				1	
9	00.AA.00163	Hexagon screw	M12x120	8.8 vz	931	1	
10	38.08.F0325	Distance housing				1	
11	00.AC.00101	Shim washer	A13	140HV vz	125	1	
12	00.AB.00064	Hexagon nut	M12	8 vz	985	1	
13	38.08.F0240	Lower guiding-rod sleeve				1	
14	00.AB.00064	Hexagon nut	M12	8 vz	985	1	
15	00.AC.00101	Shim washer	A13	140HV vz	125	1	
16	00.AA.00163	Hexagon screw	M12x120	8.8 vz	931	1	
17	00.UB.00010	Robe with earth connection		PPN		1	
18	00.UC.00003	Snap-hook	Ø8x3500			1	
19	00.FO.00004	Tube for handle			vz=galvanized	1	

Plus P1 Sweeper
Schedulel 010 Hydraulic Bin Emptying

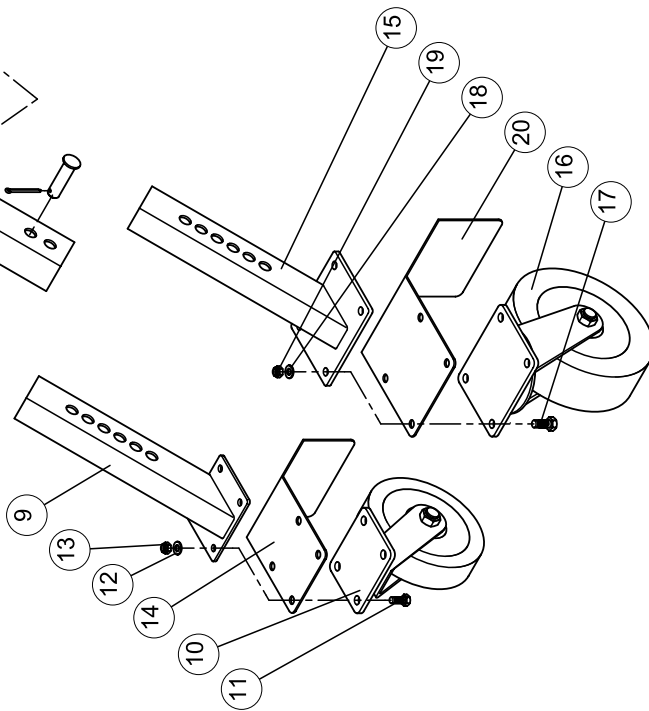
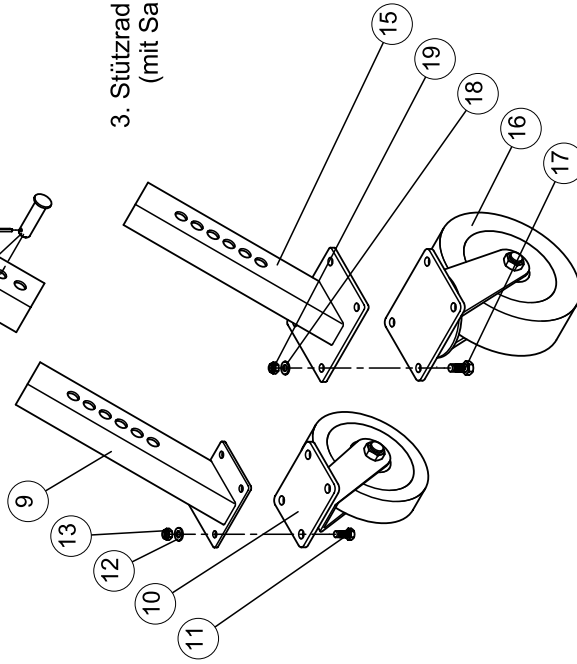




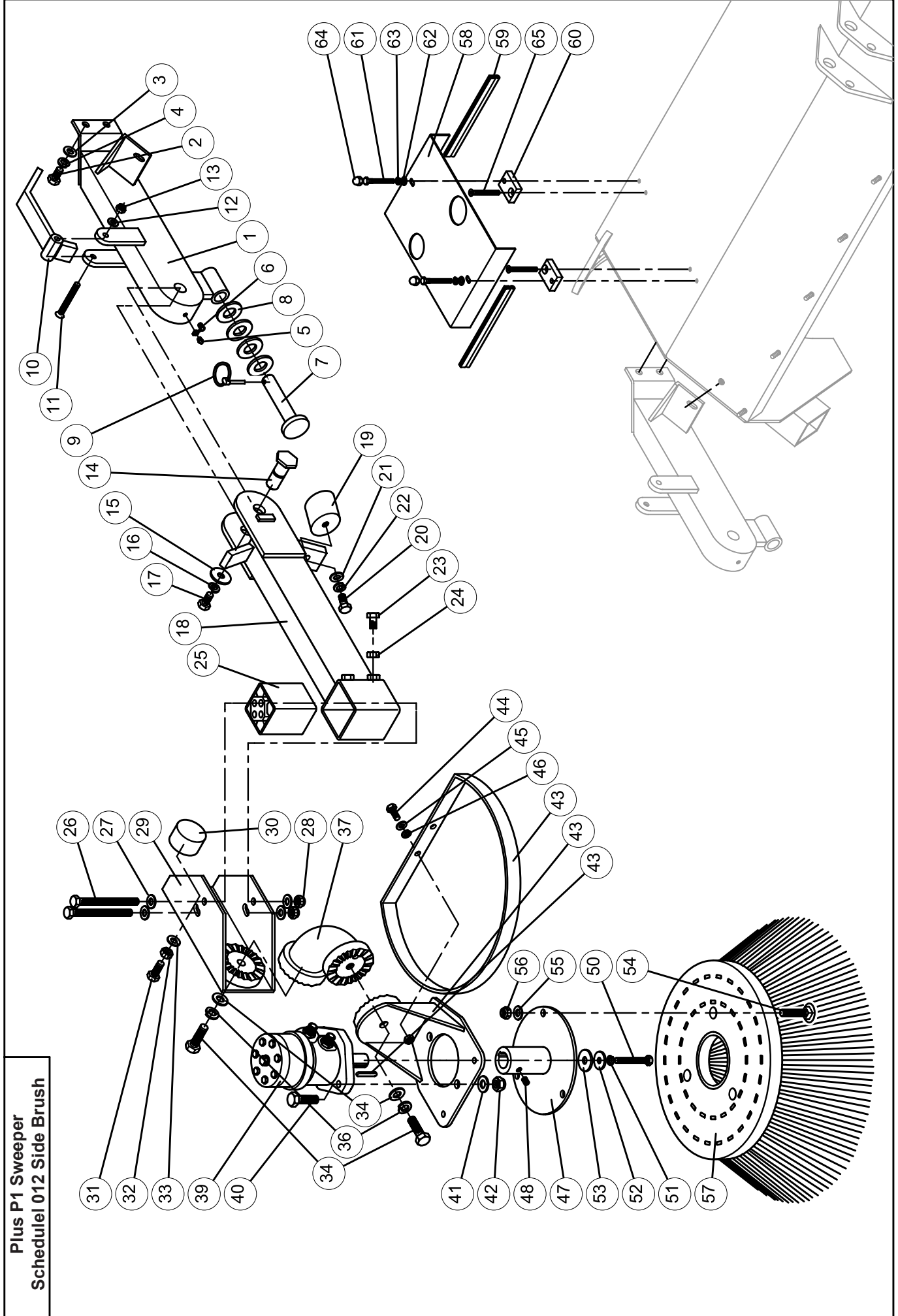
3. Stützrad kurz Ausführung
(ohne Sammelbehälter)
Sonderbaureihe



3. Stützrad lange Ausführung
(mit Sammelbehälter)



Plus P1 Sweeper - Spare Part Schedule 011 3rd Support-Wheel							State 08/2003
Item	Part-No.	Description	Size	Material	DIN	Qty.	
1	00.AA.00150	Hexagon screw	M12x70	8.8 vZ	933	4	
2	00.AA.00138	Hexagon screw	M12x35	8.8 vZ	933	2	
3	00.AD.00051	Spring ring	A12	vZ	127	2	
4	00.AC.00101	Shim washer	A13	140HV vZ	125	2	
5	00.AH.00013	Bolt				1	
6	00.AK.00023	Split pin	4,5x40	vZ	94	1	
7	38.24.R0500	Support-wheel holder long version				1	
8	38.24.R0575	Support-wheel holder short version				1	
9	38.24.R0525	Inner tube, support-wheel for wheel				1	
10	00.LA.00020	Wheel 200x50				1	
	00.LA.00007	Wheel 200x50, reinforced				1	
11	00.AA.00095	Hexagon screw	M10x25	8.8 vZ	933	4	
12	00.AC.00081	Shim washer	A10,5	140HV vZ	125	4	
13	00.AB.00044	Hexagon nut	M10	8 vZ	985	4	
14	38.24.R0215	Metal guard for wheel ø200x50				1	
15	38.24.R0550	Inner tube, support-wheel for wheel ø200x80 und ø250x60				1	
16	00.LA.00021	Wheel 250x60				1	
	00.LA.00008	Wheel 200x80				1	
17	00.AA.00138	Hexagon screw	M12x35	8.8 vZ	933	4	
18	00.AC.00101	Shim washer	A13	140HV vZ	125	4	
19	00.AB.00064	Hexagon nut	M12	8 vZ	985	4	
20	38.24.R0245	Metal guard for wheel ø200x80				1	
	38.24.R0265	Metal guard for wheel ø250x80				1	
					vz=galvanized		

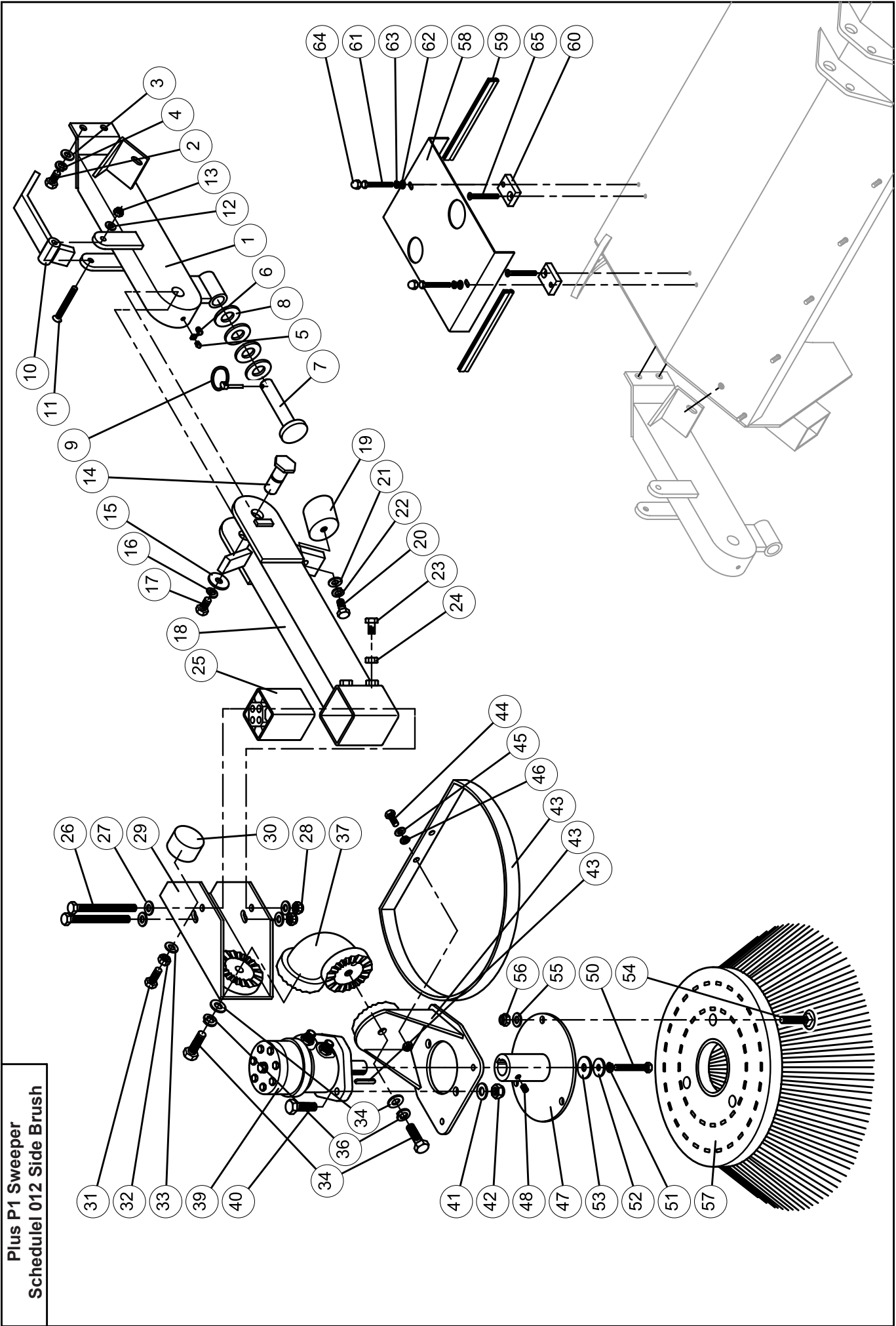


Plus P1 Sweeper
Schedulel 012 Side Brush

Plus P1 Sweeper - Spare Part Schedule 012 Side Brush

State 08/2003

Item	Part-No.	Description	Size	Material	DIN	Qty.
1	38.21.S0100	Supporting-arm				1
2	00.AA.00093	Hexagon screw	M10x20	8.8 vZ	933	3
3	00.AC.00081	Shim washer	A10,5	140HV vZ	125	3
4	00.AD.00041	Spring ring	A10	vZ	127	3
5	00.AP.00001	Grease nipple	AM6	5.8		1
6	00.FV.00001	Grease nipple cap	GPN980/0201			1
7	38.21.S0150	Bolt				1
8	00.AC.00171	Compensation bar, steel	HN 4735			8
9	00.AK.00056	Connection	ø4,5 l=32	vZ		1
10	38.21.S0125	Lever				1
11	00.AA.00337	Cap screw	M8x65	8.8 vZ	7991	1
12	00.AC.00061	Shim washer	A8,4	140HV vZ	125	1
13	00.AB.00024	Hexagon screw	M8	8 vZ	985	1
14	38.21.S0175	Bearing bolt				1
15	00.AC.00091	R-shim	R11	vZ	440	1
16	00.AD.00041	Spring ring	A10	vZ	127	1
17	00.AA.00093	Hexagon screw	M10x20	8.8 vZ	933	1
18	38.21.S0200	Swivel arm				1
19	00.HP.00005	Rubber buffer	50x45-E			1
20	00.AA.00095	Hexagon screw	M10x25	8.8 vZ	933	1
21	00.AC.00081	Shim washer	A10,5	140HV vZ	125	1
22	00.AD.00041	Spring ring	A10	vZ	127	1
23	00.AA.00097	Hexagon screw	M10x30	8.8 vZ	933	2
24	00.AB.00041	Hexagon nut	M10	8 vZ	934	2
25	00.JD.00002	Rubber spring segment	DR-A 378x80		vZ=galvanized	1

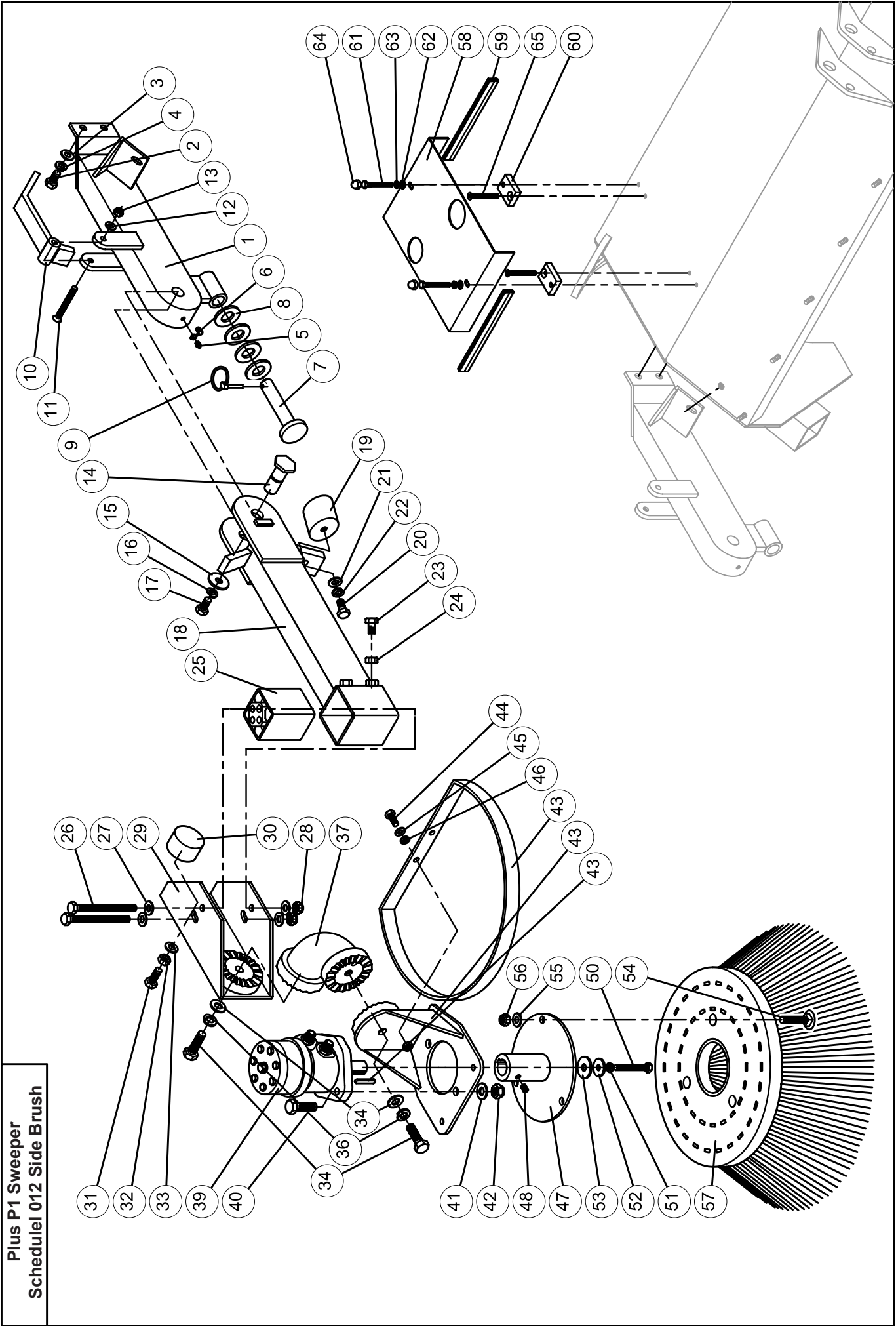


Plus P1 Sweeper
Schedulel 012 Side Brush

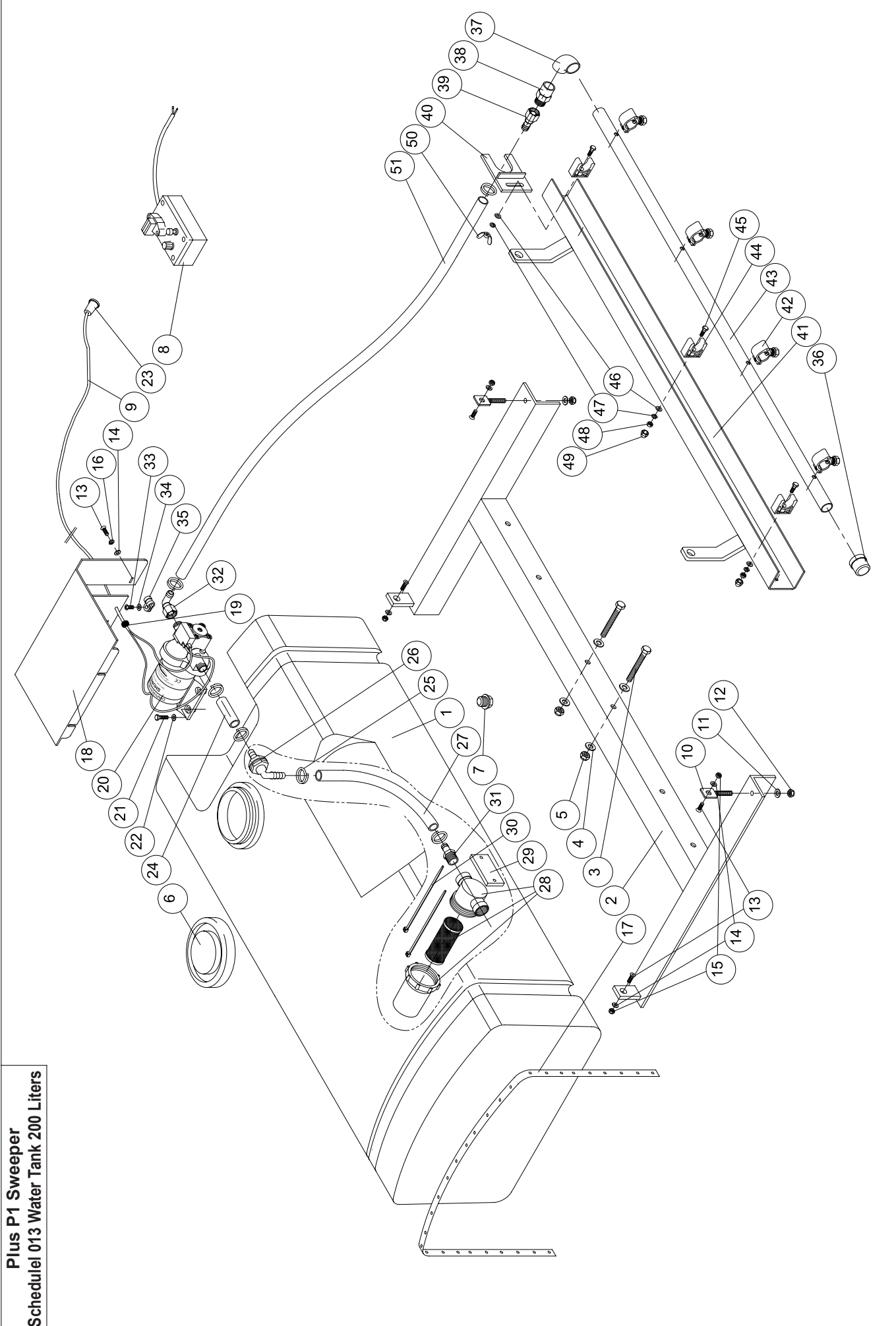
Plus P1 Sweeper - Spare Part Schedule 012 Side Brush

State 08/2003

Item	Part-No.	Description	Size	Material	DIN	Qty.
1	38.21.S0100	Supporting-arm				1
2	00.AA.00093	Hexagon screw	M10x20	8.8 vZ	933	3
3	00.AC.00081	Shim washer	A10,5	140HV vZ	125	3
4	00.AD.00041	Spring ring	A10	vZ	127	3
5	00.AP.00001	Grease nipple	AM6	5.8		1
6	00.FV.00001	Grease nipple cap	GPN980/0201			1
7	38.21.S0150	Bolt				1
8	00.AC.00171	Compensation bar, steel	HN 4735			8
9	00.AK.00056	Connection	ø4,5 l=32	vZ		1
10	38.21.S0125	Lever				1
11	00.AA.00337	Cap screw	M8x65	8.8 vZ	7991	1
12	00.AC.00061	Shim washer	A8,4	140HV vZ	125	1
13	00.AB.00024	Hexagon screw	M8	8 vZ	985	1
14	38.21.S0175	Bearing bolt				1
15	00.AC.00091	R-shim	R11	vZ	440	1
16	00.AD.00041	Spring ring	A10	vZ	127	1
17	00.AA.00093	Hexagon screw	M10x20	8.8 vZ	933	1
18	38.21.S0200	Swivel arm				1
19	00.HP.00005	Rubber buffer	50x45-E			1
20	00.AA.00095	Hexagon screw	M10x25	8.8 vZ	933	1
21	00.AC.00081	Shim washer	A10,5	140HV vZ	125	1
22	00.AD.00041	Spring ring	A10	vZ	127	1
23	00.AA.00097	Hexagon screw	M10x30	8.8 vZ	933	2
24	00.AB.00041	Hexagon nut	M10	8 vZ	934	2
25	00.JD.00002	Rubber spring segment	DR-A 378x80		vZ=galvanized	1

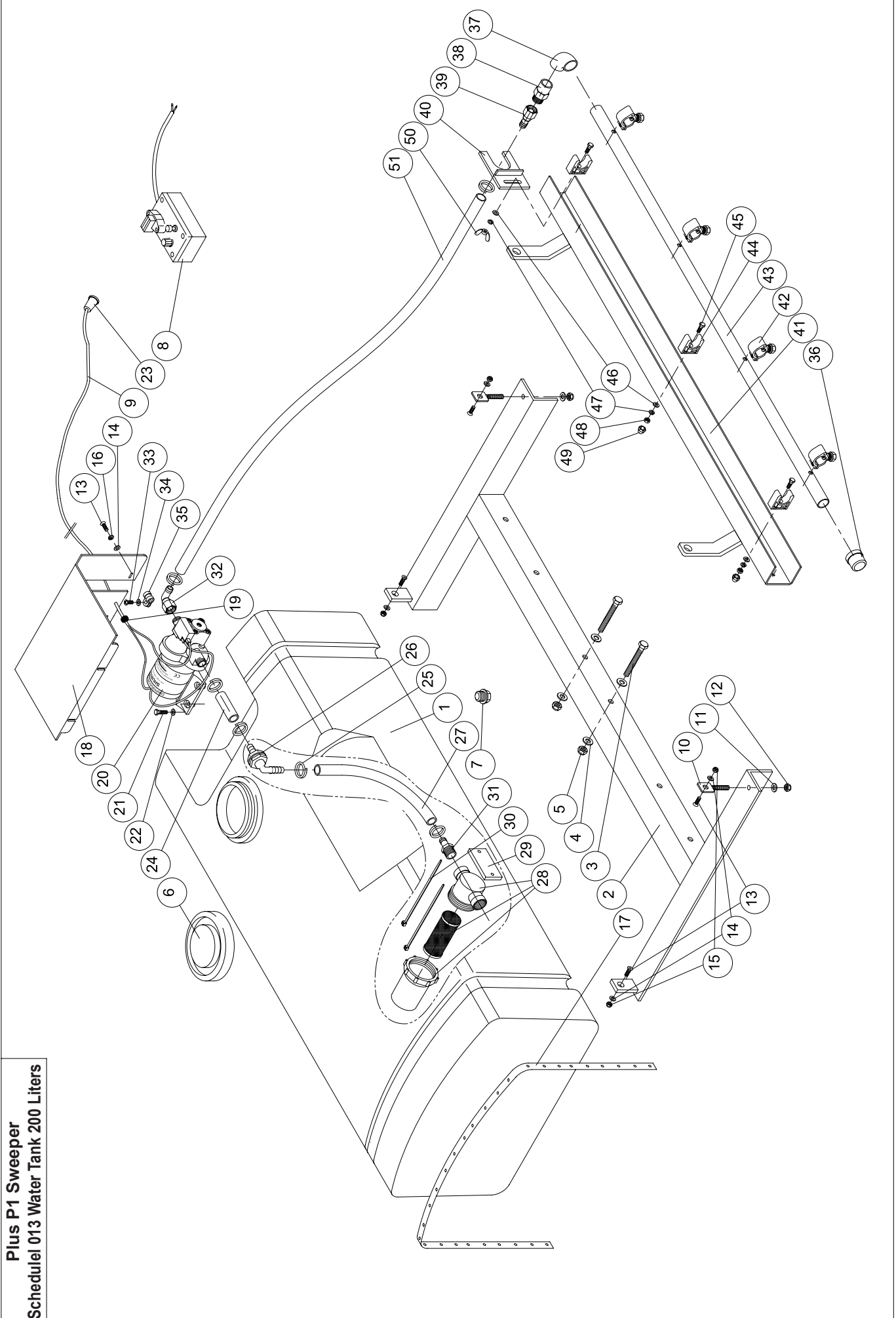


Plus P1 Sweeper
Schedulel 012 Side Brush



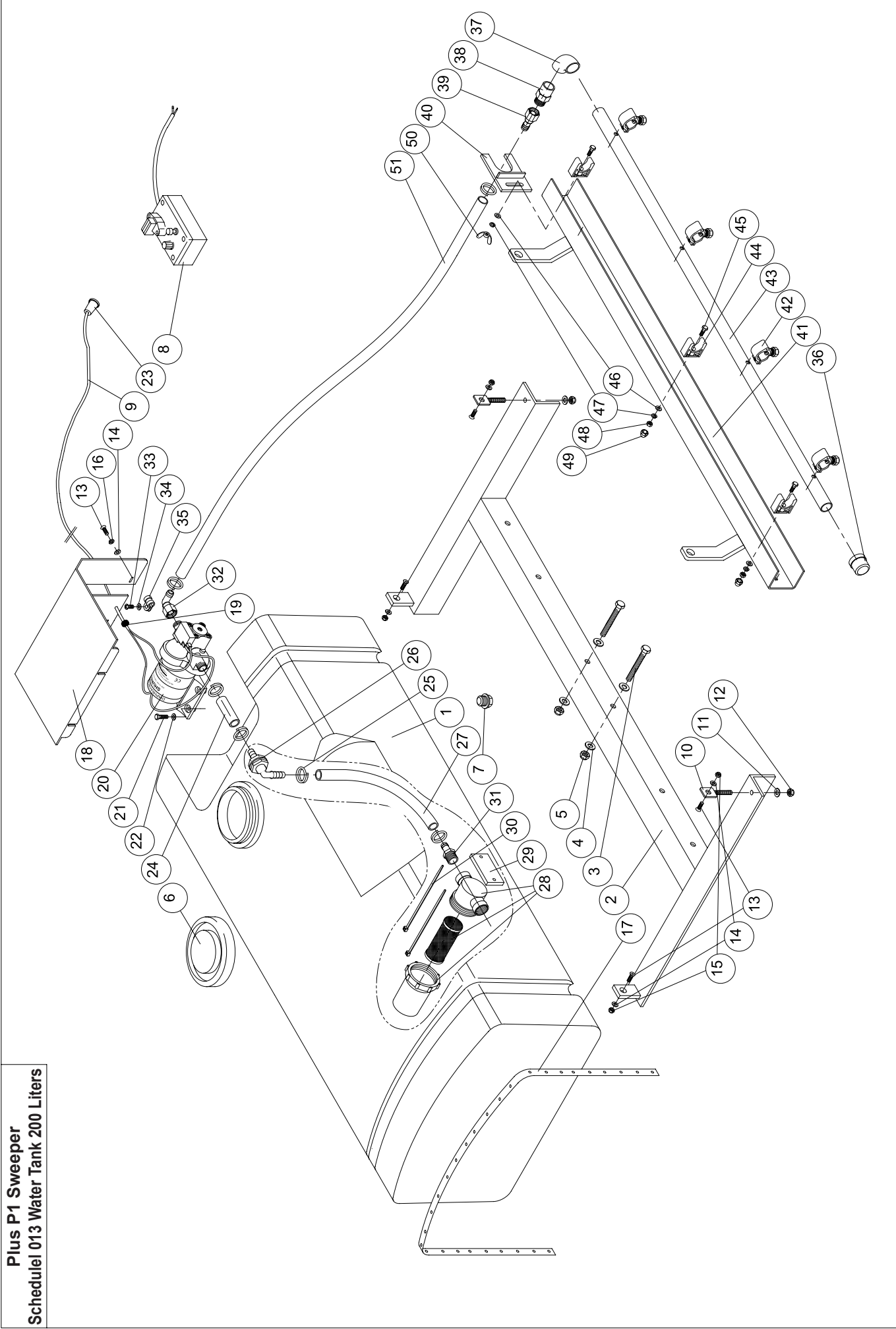
Plus P1 Sweeper
Schedulel 013 Water Tank 200 Liters

Plus P1 Sweeper - Spare Part Schedule 013 Water Tank 200 Liters							State 08/2003
Item	Part-No.	Description	Size	Material	DIN	Qty.	
1	00.CD.00038	Water tank	200 liters	PE		1	
2	92.20.B2000	Water tank holder		St		1	
3	00.AA.01129	Hexagon screw	M10x85	8.8 vZ	931	2	
4	00.AC.00082	Shim washer	A10,5	140HV vZ	125	4	
5	00.AB.00044	Hexagon nut	M10	8 vZ	985	2	
6	00.CD.00502	Tank lid with gasket	NW 200	PE		1	
7	00.FW.00076	Seal screw	GPN 735	PE/PP		1	
8	00.GS.00001	Supply box	1 pull-switch			1	
9	00.GS.01000	Supply cable	2-veined			1	
10	00.AA.00061	Screw	M8x40	vZ		2	
11	00.AC.00061	Shim washer	A8,4	140HV vZ	125	2	
12	00.AB.00024	Hexagon nut	M8	8 vZ	985	2	
13	00.AA.00313	Hexagon screw	M6x16	8.8 vZ	7991	6	
14	00.AC.00041	Shim washer	A6,4	140HV vZ	125	6	
15	00.AB.00007	Hexagon nut	M6	8 vZ	985	4	
16	00.AD.00021	Spring ring	A6	vZ	127	2	
17	00.FM.00005	Perforated tape	17x1050			2	
18	00.CD.00500	Cover sheet				1	
19	00.GP.00007	Cable guard		PVC		2	
20	00.EM.00009	Water pump 12 V				1	
	00.EM.00010	Water pump 24 V				1	
21	00.AA.00029	Hexagon screw	M6x25	8.8 vZ	933	4	
22	00.AC.00041	Shim washer	A6,4	140HV vZ	125	4	
23	00.GP.00008	Round connector				2	
					vZ = galvanized		



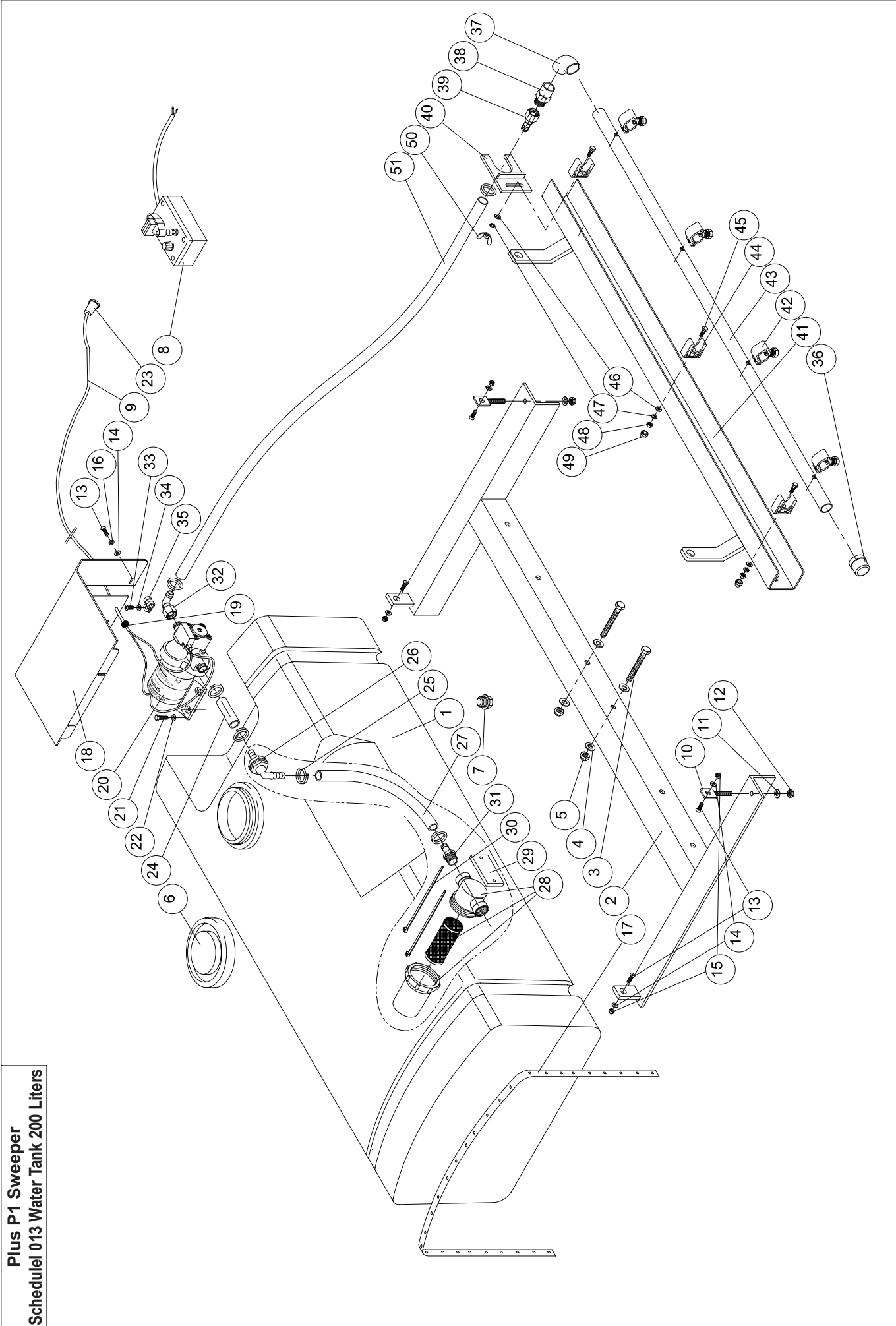
Plus P1 Sweeper
Schedulel 013 Water Tank 200 Liters

Plus P1 Sweeper - Spare Part Schedule 013 Water Tank 200 Liters							State 08/2003
Item	Part-No.	Description	Size	Material	DIN	Qty.	
24	00.FO.00004	Water tube	1/2"x120	PVC		1	
25	00.FK.00002	Tube clamp	GTO19	FSt		6	
26	00.EB.00010	Angled tank guard		PP		1	
27	00.FO.00014	Water tube	1/2"x350	PVC		1	
28	00.ER.00010	Water filter				1	
29	00.CD.00501	Weight		St		1	
30	00.FM.00003	Cable binder		PA		2	
31	00.FL.00005	Screw-on spout				1	
32	00.FL.00013	Spray-tube fixing		PP		1	
33	00.AA.00481	Screw	M6x12	4.8 vz	7985	1	
34	00.AC.00041	Shim washer	A6,4	140HV vz	125	1	
35	00.FJ.00050	Tube clamp	RSGV 1,8/15			1	
36	00.FW.00020	Final cap		PVC		1	
37	00.FQ.00002	Bow 90°		PVC		1	
38	00.FQ.00006	Coupling		PVC		1	
39	00.FL.00012	Straight screw-on spout		PP		1	
40	40.06.W0900	Spray-tube fixing		St		1	
41	39.02.W0100	Plus 1,20m; 1,35m; 1,50m				4	
	39.03.W0100	Spray-tube holder	1,20 m	St		1	
	39.04.W0100	Spray-tube holder	1,35 m	St		1	
	00.FY.00001	Spray-nozzle	1,50 m	St		1	
42	38.02.W0125	Spray-tube 1,20m	1108mm	PVC		4	
43	38.03.W0125	Spray-tube 1,35m	1258mm	PVC		1	
					vz=galvanized		



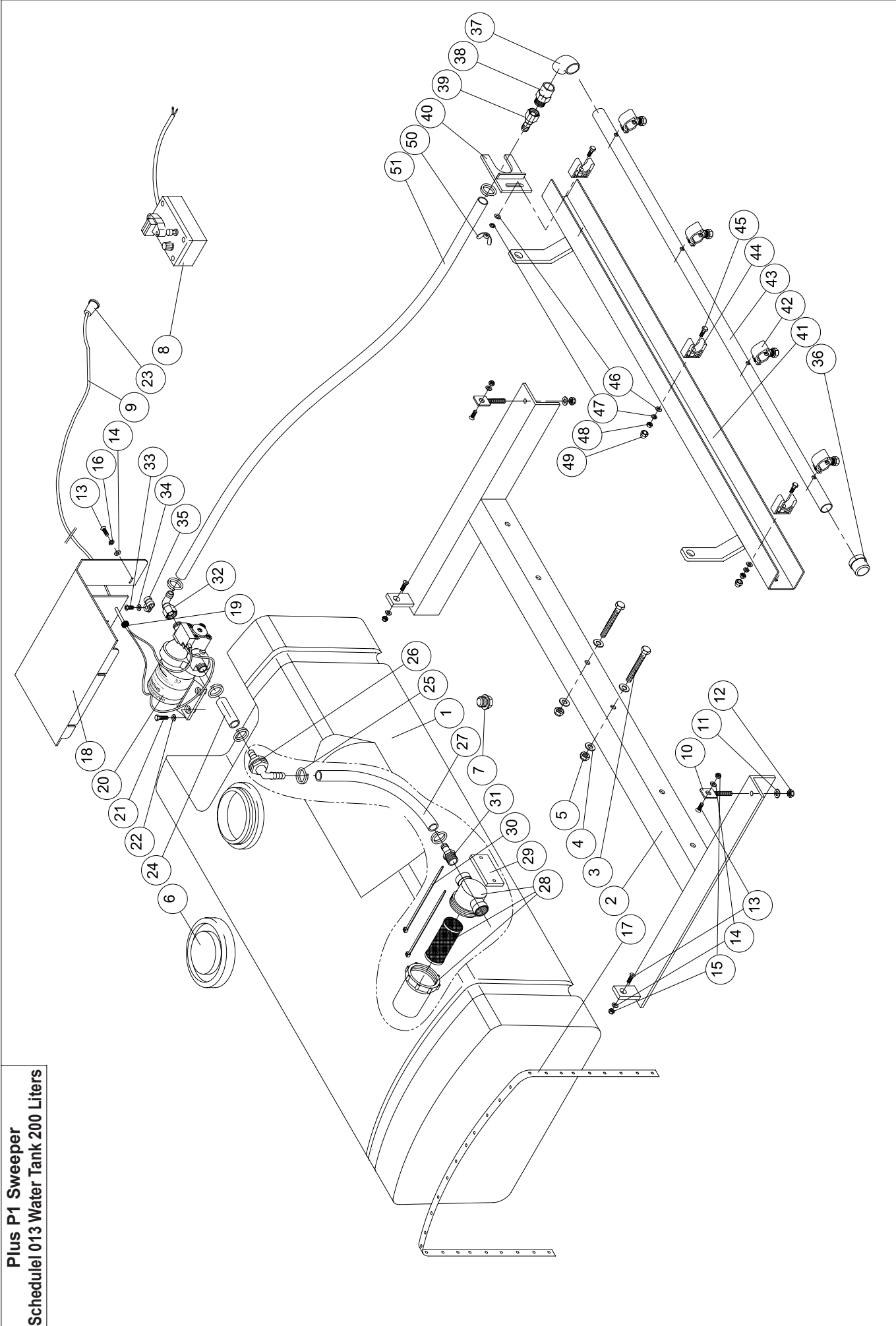
Plus P1 Sweeper
Schedulel 013 Water Tank 200 Liters

Plus P1 Sweeper - Spare Part Schedule 013 Water Tank 200 Liters							State 08/2003
Item	Part-No.	Description	Size	Material	DIN	Qty.	
	38.04.W0125	Spray-tube 1,50m	1408mm	PVC		1	
44	00.FJ.00150	Tube clamp		PP		3	
45	00.AA.00027	Hexagon screw	M6x20	8.8 VZ	933	3	
46	00.AC.00041	Shim washer	A6,4	140HV VZ	125	3	
47	00.AD.00021	Spring ring	A6	VZ	127	3	
48	00.AB.00007	Hexagon screw	M6	8 VZ	985	2	
49	00.FV.00018	Hexagon cap for M6		PE		2	
50	00.AB.00011	Butterfly-nut	M6	VZ	315	1	
51	00.WL.00XXX	Water tube 1,20m				1	
	00.WL.00XXX	Water tube 1,35m				1	
	00.WL.00XXX	Water tube 1,50m				1	
		Plus 1,65m; 1,80m					
41	39.07.W0100	Spray-tube holder	1,65 m	St		1	
	39.05.W0100	Spray-tube holder	1,80 m	St		1	
42	00.FY.00001	Spray nozzle				5	
43	38.07.W0125	Spray-tube 1,65m	1568mm	PVC		1	
	38.05.W0125	Spray-tube 1,80m	1708mm	PVC		1	
44	00.FJ.00150	Tube clamp				4	
45	00.AA.00027	Hexagon screw	M6x20	8.8 VZ	933	4	
46	00.AC.00041	Shim washer	A6,4	140HV VZ	125	4	
47	00.AD.00021	Spring ring	A6	VZ	127	4	
48	00.AB.00007	Hexagon nut	M6	8 VZ	985	3	
49	00.FV.00018	Hexagon protection cap for M6		PE		3	
50	00.AB.00011	Butterfly-nut	M6	VZ	315	1	
51	00.WL.00XXX	Water tube 1,65m				1	
					vz=galvanized		



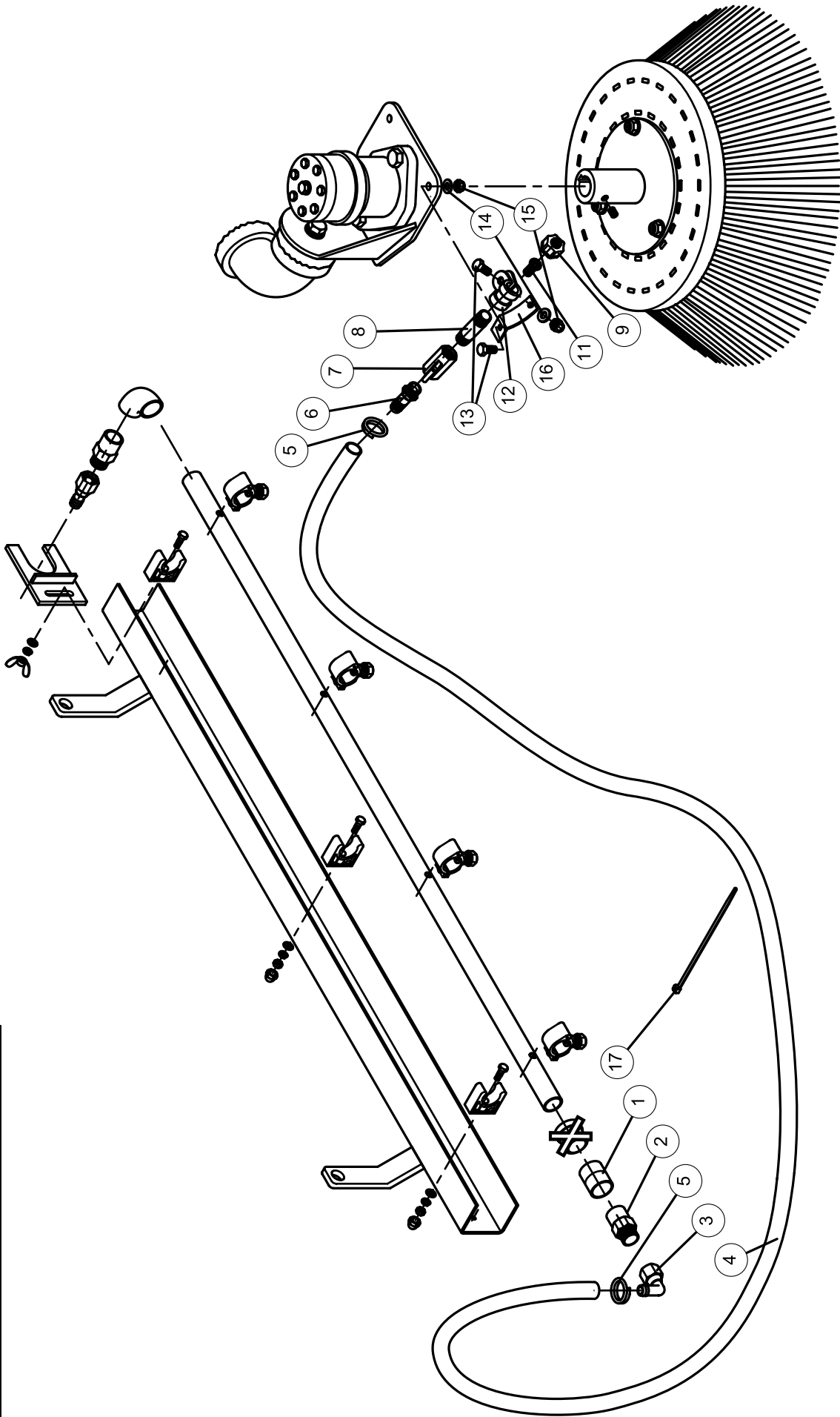
Plus P1 Sweeper
Schedulel 013 Water Tank 200 Liters

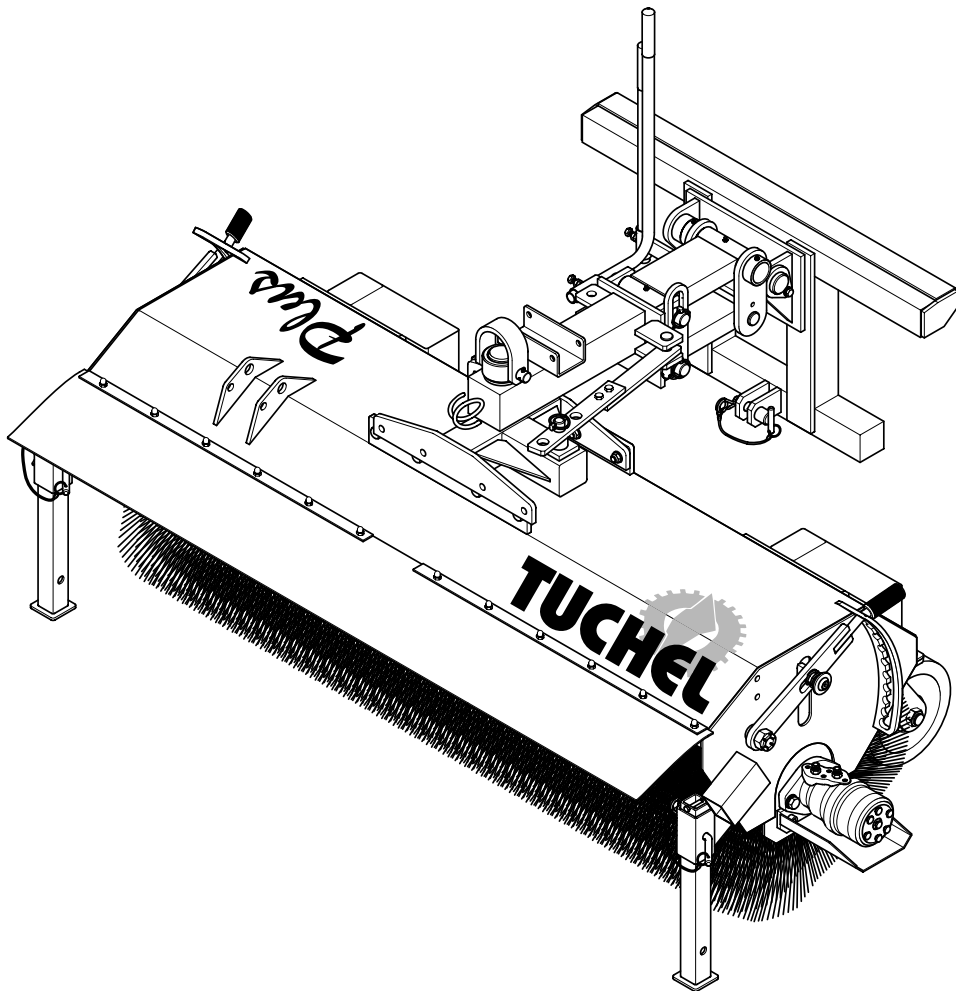
Plus P1 Sweeper - Spare Part Schedule 013 Water Tank 200 Liters							State 08/2003
Item	Part-No.	Description	Size	Material	DIN	Qty.	
	00.WL.00XXX	Water hose 1,80m				1	
		Plus 2,00m; 2,30m					
41	39.06.W0100	Spray-tube holder	2,00 m	St		1	
	39.08.W0100	Spray-tube holder	2,30 m	St		1	
42	00.FY.00001	Spray-nozzle				6	
43	38.06.W0125	Spray-tube 2,00m	1908mm	PVC		1	
	38.08.W0125	Spray-tube 2,30m	2168mm	PVC		1	
44	00.FJ.00150	Tube clamp				5	
45	00.AA.00027	Hexagon screw	M6x20	8.8 vz	933	5	
46	00.AC.00041	Shim washer	A6,4	140HV vz	125	5	
47	00.AD.00021	Spring ring	A6	vz	127	5	
48	00.AB.00007	Hexagon screw	M6	8 vz	985	4	
49	00.FV.00018	Hexagon protection cap for M6		PE		4	
50	00.AB.00011	Butterfly-nut	M6	vz	315	1	
51	00.WL.00XXX	Water tube 2,00m				1	
	00.WL.00XXX	Water tube 2,30m	1/2"x1150 mm	PVC		1	
		Plus 2,60m; 2,90m					
41	39.09.W0100	Spray-tube holder	2,60 m	St		1	
	39.11.W0100	Spray-tube holder	2,90 m	St		1	
42	00.FY.00001	Spray-nozzle				7	
43	38.09.W0125	Spray-tube 2,60m	2398mm	PVC		1	
	38.11.W0125	Spray-tube 2,90m	2818mm	PVC		1	
44	00.FJ.00150	Tube clamp				6	
45	00.AA.00027	Hexagon screw	M6x20	8.8 vz	933	6	
					vz=galvanized		



Plus P1 Sweeper
Schedulel 013 Water Tank 200 Liters

Plus P1 Sweeper
Schedulel 014 Water-Spray Side Brush





TUCHEL

MASCHINENBAU GmbH

Holsterfeld 15 • 48499 Salzbergen

Telephone +49 5971 9675 - 0

Fax +49 5971 9675 - 30

Internet: www.tuchel.com

E-Mail: info@tuchel.com
